


aerospace
climate control
electromechanical
filtration
fluid & gas handling
hydraulics
pneumatics
process control
sealing & shielding



Hydraulic Hoses, Fittings and Equipment

Medium Pressure



ENGINEERING YOUR SUCCESS.

Medium Pressure Hoses and Fittings

The perfect range for the more demanding market requirements

This medium pressure hose range contains the Elite No-Skive compact hydraulic hoses exceeding ISO and EN specifications and the classic No-Skive hydraulic hoses according to ISO, EN and SAE specifications. This hose range is complemented by a full selection of compatible No-Skive fittings in steel and stainless steel.

- **Extended range** of working temperatures:
-50 °C up to +150 °C
- Selected hoses feature **nitrile inner tubes** suitable for mineral and bio-degradable oils
- Full range of **fluid compatibility**; oil, water, phosphate ester etc.



- Using **high quality compounds** allows thin covers – less weight – long service life still assured
- **High flexibility** for easier installation and increased service life
- **Small bend radii** and **light weight** for applications where space and weight are determining factors
- High **abrasion resistance** hose covers superior to ISO 6945 requirements, extending service life
- High **ozone-resistant** cover compounds extending weathering and ageing resistance
- **Parkrimp** machines, portable or bench mount for easy assembly operation – hose assemblies meet CE directives
- Complete **No-Skive fitting technology** across the full range of medium pressure hoses providing simpler, quicker and safer hose assembly



Applications

The definitive hose range for all medium-pressure applications




Parkrimp® *No-Skive*

The system for fast and leak-free assemblies

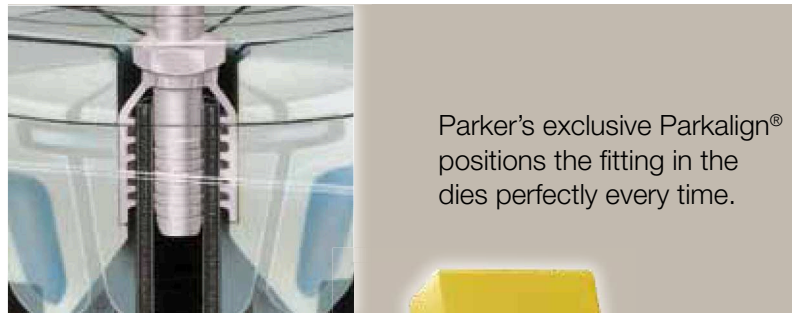
The perfect match



Parker's colour-coded die sets



Parkalign®



Parkrimp® *No-Skive*

- No skiving tool needed
- No need to remove the cover
- Crimps one-piece fittings
- Parkalign positions the fittings in the dies perfectly every time
- Quick and easy: no gauges to set on the machine
- Portable machines for field repair
- Meets EN safety regulations

Elite No-Skive Hoses

for reliability, performance, sustainability and prevention

Designers of hydraulic machinery are increasingly defining new products that require hydraulic circuits with tighter curves, higher pressures and less space in which to route flexible connections and achieve a solution.

The option to use flexible connections that are tested over and above the generally accepted norms and specifications and, that offer reliability and performance to the highest market standards, give peace of mind and the possibility to enhance the reputation and dependability of products developed by engineering and design departments. To meet hydraulic application demands for reliability and performance, engineers typically look at medium pressure braided hose ranges with a compact design and no-skive fittings. They often tend towards well known and established names on the market, where real-world long life and dependability have been proven.

Reliability

One of the most important factors engineers look for is reliability. In the case of a hydraulic hose line that primarily means the integrity of its connection. Hoses that use the Parker® No-Skive technology, such as the Elite range from Parker, are the preferred choice for all medium pressure mobile and industrial applications.



Performance

Particularly challenging are applications in earth-moving and construction machinery that require higher performance from the hoses they use in terms of flexibility, a tight bending radius and resistance to very low temperatures. The Elite low temperature hose 461LT can be used in applications with an ambient temperature of down to -50 °C.



Sustainability

Sustainability is a strategy that underlines many initiatives, integrating life cycles assessment into the product development process for leading, responsible manufacturers. Transparency in the use of chemicals, processes and materials and utilising technical know-how and engineering skills are key to meet this increasingly important and globally relevant requirements. Therefore the development of the new 462CLF with pure chlorine-free tube and cover compound is our contribution for ensuring the sustainability of our planet. This hose type is environmental friendly from production to disposal.



Elite No-Skive Hoses

with outstanding technical properties



Chrome6-free fittings

Prevention

High performance most often goes hand-in-hand with long life and reliability which translates into reduced machine downtime caused by hose assembly failure.

However, through a preventive maintenance program, unexpected, unscheduled and costly downtime can be largely avoided. A Preventive Maintenance Program may comprise regular checks of the hydraulic circuit and of all the flexible parts that compose it.

Identification systems such as the Parker Tracking System (PTS) are designed to help customers reduce vehicle or asset downtime through increases in speed, timing and accuracy of necessary repairs.

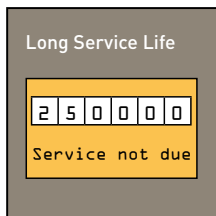
The wire braided Elite No-Skive hose range with outstanding technical properties such as superior flexibility, tighter bend radii and tough or super tough hose cover exceeds the EN specifications and meets the OEM and MRO requirements of today and tomorrow!

The range also includes a new chlorine-free hose type with a smooth pure nitrile inner tube – a hose which is environmentally friendly from production to disposal and that with an excellent chemical resistance.



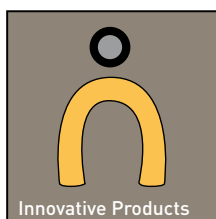
Exceeds European specifications

- higher abrasion resistance
- higher pressure ratings



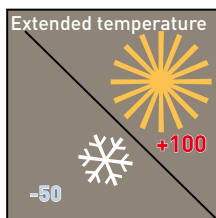
Long service life achieved through implementing

- nitrile inner tubes for better fluid compatibility
- tested and approved hose and fitting combinations



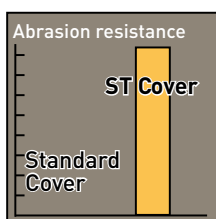
innovative product line with excellent technical characteristics

- high flexibility
- tight bending radii
- compact thin cover hoses
- No-Skive technology



temperature range

- up to +125 °C
- down to -50 °C for low temperature (LT) hoses

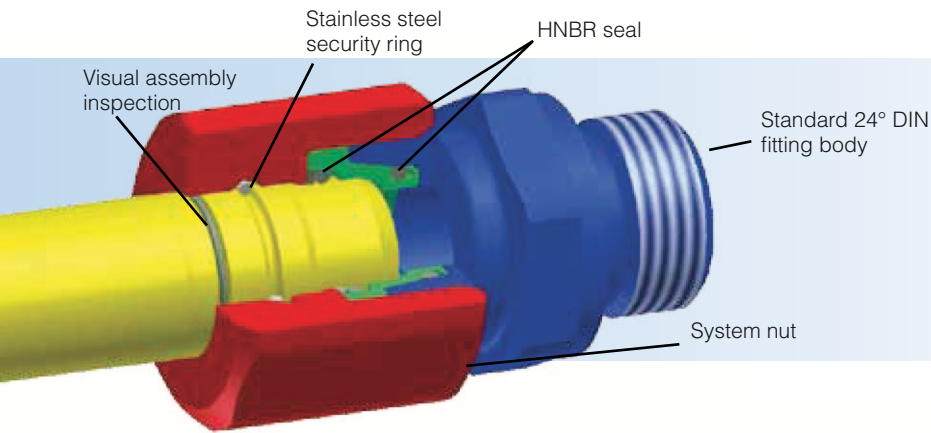


extreme abrasion resistance

- > 1 Mio cycles with ST cover according to ISO 6945 (which represents 450 times the standard cover)

Universal Push-to-Connect (UPTC)

The unique push-in system for tubes and hoses




As a standard solution it's a stroke of genius

Parker's UPTC is the standardised push-in system for Parker 24° DIN fitting bodies.


In use with tube and hose

Because of its flexibility, UPTC is a unique push-in system for tube and hose terminations.



Assembly

- Simply introduce the hose or tube into the works-assembled fitting and push in.



Assembled connector

Simple


- Visual assembly inspection
- Marker inside the nut = unambiguous assembly results

Safe

- Security ring locks in place
- Termination is held in the connector

Leak-proof

- Elastomeric seal
- 100 % leak-proof




Disassembly

- Removable and fit for reassembly just like conventional screw fittings – possible even in very dirty conditions

- Repair-friendly
- No special tools required

Examples



For more information about UPTC please refer to pages Cb-47 and Cb-48

Medium Pressure

Hoses		Page
301SN <i>No-Skive</i>	Standard	Ca-1
301TC <i>No-Skive</i>	High abrasion resistance	Ca-2
302 <i>No-Skive</i>	Standard	Ca-3
304 <i>No-Skive</i>	Phosphate Ester	Ca-4
351TC <i>No-Skive</i>	High abrasion resistance	Ca-5
402 <i>Elite No-Skive</i>	Pilot	Ca-6
412 <i>Elite No-Skive</i>	Pilot	Ca-7
412ST <i>Elite No-Skive</i>	Pilot	Ca-8
421RH <i>No-Skive</i>	Railway	Ca-9
421SN <i>No-Skive</i>	Standard	Ca-10
421WC <i>No-Skive</i>	Wire cover	Ca-11
422 <i>No-Skive</i>	Standard	Ca-12
424 <i>No-Skive</i>	Phosphate Ester	Ca-13
426 <i>No-Skive</i>	Low / High temperature	Ca-14
436 <i>No-Skive</i>	Low / High temperature	Ca-15
441 <i>Elite No-Skive</i>	Standard	Ca-16
441RH <i>No-Skive</i>	Railway	Ca-17
451TC <i>No-Skive</i>	High abrasion resistance	Ca-18
461LT <i>Elite No-Skive</i>	Low / High temperature	Ca-19
462 <i>Elite No-Skive</i>	Standard	Ca-20
462CIF <i>Elite No-Skive</i>	Chlorine Free	Ca-21
462ST <i>Elite No-Skive</i>	Extreme abrasion resistance	Ca-22
462TC <i>Elite No-Skive</i>	High abrasion resistance	Ca-23
463 <i>No-Skive</i>	Water cleaning	Ca-24
471TC / 472TC <i>No-Skive</i>	High abrasion resistance	Ca-25
477 <i>Elite No-Skive</i>	Powerlift	Ca-26
477ST <i>Elite No-Skive</i>	Powerlift	Ca-27
492 <i>Elite No-Skive</i>	Standard	Ca-28
492ST <i>Elite No-Skive</i>	Extreme abrasion resistance	Ca-29
493 <i>No-Skive</i>	Water cleaning	Ca-30
692 <i>No-Skive</i>	Extremely flexible	Ca-31
692Twin <i>No-Skive</i>	Extremely flexible	Ca-32
811 <i>No-Skive</i>	Suction	Ca-33
811S <i>No-Skive</i>	Suction	Ca-34
881 <i>No-Skive</i>	Suction	Ca-35

Fittings	43 Series	46/48 Series
DIN – Metric	Cb-1 – Cb-4	Cc-1 – Cc-11
BSP	Cb-5 – Cb-8	Cc-12 – Cc-20
SAE	Cb-9 – Cb-11	Cc-21 – Cc-28
Flange	Cb-12 – Cb-14	Cc-29 – Cc-33
ORFS	Cb-15 – Cb-17	Cc-34 – Cc-39
JIS		Cc-40 – Cc-41
French Standard		Cc-42 – Cc-44
High Pressure Cleaning		Cc-45 – Cc-46
Others		Cc-47 – Cc-48
UPTC		Cc-49 – Cc-50

Standard

421SN
Ca-10
No-Skive
EN 853 1SN – ISO 1436 Type 1



422
Ca-12
WORLDWIDE *No-Skive*
ISO 1436 1SN



301SN
Ca-1
No-Skive
EN 853 2SN – ISO 1436 Type 2



302
Ca-3
WORLDWIDE *No-Skive*
EN 853 2SN – ISO S 1436



441
Ca-16
Elite No-Skive
ISO 11237 Type R16 – SAE 100R16



492
Ca-28
Elite No-Skive Compact
EN 857 1SC – ISO 11237 Type 1SC



462
Ca-20
Elite No-Skive Compact
Exceeds EN 857-2SC – ISO 11237 Type 2SC



Chlorine Free

462CIF
Ca-21
Elite No-Skive Chlorine Free
Exceeds EN 857-2SC – ISO 11237 Type 2SC



High abrasion resistance

301TC
Ca-2
No-Skive Tough Cover
EN 853 2SN – ISO 1436 Type 2



351TC
Ca-5
No-Skive Tough Cover
ISO 11237 Type R19 – SAE 100R19



451TC
Ca-18
No-Skive Tough Cover
ISO 11237 Type R17 – SAE 100R17



462TC
Ca-23
Elite No-Skive Compact Tough Cover
Exceeds EN 857-2SC – ISO 11237 Type 2SC



471TC / 472TC
Ca-25
No-Skive
EN 857 2SC – ISO 11237 Type 2SC



Extreme abrasion resistance

492ST
Ca-29
Elite No-Skive Super Tough Compact
EN 857 1SC – ISO 11237 Type 1SC



462ST
Ca-22
Elite No-Skive Super Tough Compact
EN 857 2SC – ISO 11237 Type 2SC



Low / High temperature

426
Ca-14
No-Skive
SAE 100R1AT high temperature



436
Ca-15
No-Skive Compact
SAE 100R16 high temperature



461LT
Ca-19
Elite No-Skive Compact
EN 857 2SC low temperature



Phosphate Ester

424

Ca-13



No-Skive

Phosphate ester resistant hose

304

Ca-4



No-Skive

Phosphate ester resistant hose

Railway

441RH

Ca-17



No-Skive Compact
Fire-retardant cover

421RH

Ca-9



No-Skive
Fire-retardant cover

Water cleaning

493

Ca-30



No-Skive Compact
High pressure water cleaning applications

463

Ca-24



No-Skive Compact
High pressure water cleaning applications

Pilot

402

Ca-6



Elite No-Skive Compact
Pilot line applications

412

Ca-7



Elite No-Skive RemoFlex
1 wire braided hose for pilot lines

412ST

Ca-8



Elite No-Skive RemoFlex
1 wire braided hose for pilot lines

Wire cover

421WC

Ca-11



No-Skive

Galvanised steel wire cover

Powerlift



Extremely flexible



Suction



301SN

No-Skive

EN 853 2SN – ISO 1436 Type 2



- *No-Skive* thin cover hose construction
- Nitrile (NBR) inner tube
– extended fluid compatibility

Primary Applications

General medium pressure hydraulic applications

Type Approvals

Details please find on pages **Ab-16** to **Ab-19**

Applicable Specifications

EN 853 2SN – ISO 1436 Type 2 – SAE 100R2AT

Construction

Tube: Nitrile (NBR)
Reinforcement: Two high-tensile steel wire braids
Cover: Synthetic rubber

Temperature Range -40 °C up to +100 °C

Exception: Air max. +70 °C
Water max. +85 °C

Recommended Fluids

Petroleum and water-glycol based fluids, lubricating oils, air and water. For air above 1.7 MPa, the hose cover must be pin-pricked.

Consult the chemical compatibility section on pages **Ab-24** to **Ab-32** for more detailed information.

Fitting Series



Part Number	Hose I.D.				Hose O.D. mm	Pressure Rating				min. bend radius mm	weight kg
	DN	Inch	Size	mm		max. working pressure		min. burst pressure			
						MPa	psi	MPa	psi		
301SN-4	6	1/4	-4	6.4	15.0	40.0	5800	160.0	23200	100	0.39
301SN-5	8	5/16	-5	7.9	16.6	35.0	5075	140.0	20300	115	0.42
301SN-6	10	3/8	-6	9.5	19.0	33.0	4775	132.0	19100	130	0.55
301SN-8	12	1/2	-8	12.7	22.2	27.5	4000	110.0	16000	180	0.67
301SN-10	16	5/8	-10	15.9	25.4	25.0	3600	100.0	14500	200	0.77
301SN-12	19	3/4	-12	19.1	29.3	21.5	3100	86.0	12400	240	1.00
301SN-16	25	1	-16	25.4	38.1	16.5	2400	66.0	9600	300	1.49
301SN-20	31	1 1/4	-20	31.8	47.5	12.5	1800	50.0	7200	420	1.73
301SN-24	38	1 1/2	-24	38.1	55.0	9.0	1300	36.0	5200	500	2.14
301SN-32	51	2	-32	50.8	67.0	8.0	1150	32.0	4600	630	2.96

The combination of high temperature and high pressure could reduce the hose life.

Hose layline example

PARKER NO-SKIVE 301SN-4 WP 40,0 MPa (400 BAR) L · SAE100R2AT-4 6,3MM (1/4") X 2W EN853/2SN/6/DIN

301TC

No-Skive Tough Cover

EN 853 2SN – ISO 1436 Type 2

Primary Applications

General medium pressure hydraulic applications where high abrasion is required

Type Approvals

Details please find on pages **Ab-16** to **Ab-19**

Applicable Specifications

EN 853 2SN – ISO 1436 Type 2 – SAE 100R2AT

Construction

Tube: Nitrile (NBR)
Reinforcement: Two high-tensile steel wire braids
Cover: MSHA approved synthetic rubber

Temperature Range -40 °C up to +100 °C

Exception: Air max. +70 °C

Water max. +85 °C



- *No-Skive* thin cover hose construction
- Nitrile (NBR) inner tube – extended fluid compatibility
- Highly abrasion resistant **TOUGH COVER**
- MSHA approved
- Hose is suitable for temporary immersion in mineral oil up to 70 °C with frequent inspections

Recommended Fluids

Petroleum and water-glycol based fluids, lubricating oils, air and water. For air above 1.7 MPa, the hose cover must be pin-pricked.

Consult the chemical compatibility section on pages **Ab-24** to **Ab-32** for more detailed information.

Fitting Series



Part Number	Hose I.D.				Hose O.D. mm	Pressure Rating				min. bend radius mm	weight kg
	DN	Inch	Size	mm		max. working pressure		min. burst pressure			
						MPa	psi	MPa	psi		
301TC-4	6	1/4	-4	6.4	15.0	40.0	5800	160.0	23200	100	0.39
301TC-5	8	5/16	-5	7.9	16.6	35.0	5075	140.0	20300	115	0.42
301TC-6	10	3/8	-6	9.5	19.0	33.0	4775	132.0	19100	130	0.55
301TC-8	12	1/2	-8	12.7	22.2	27.5	4000	110.0	16000	180	0.67
301TC-10	16	5/8	-10	15.9	25.4	25.0	3600	100.0	14500	200	0.77
301TC-12	19	3/4	-12	19.1	29.3	21.5	3100	86.0	12400	240	1.00
301TC-16	25	1	-16	25.4	38.1	16.5	2400	66.0	9600	300	1.49
301TC-20	31	1 1/4	-20	31.8	47.5	12.5	1800	50.0	7200	420	1.73
301TC-24	38	1 1/2	-24	38.1	55.0	9.0	1300	36.0	5200	500	2.14
301TC-32	51	2	-32	50.8	67.0	8.0	1150	32.0	4600	630	2.96

Replace the hose when any deformation or damage on the hose cover are visible. The combination of high temperature and high pressure could reduce the hose life.

Hose layline example



302

WORLDWIDE *No-Skive*
EN 853 2SN – ISO S 1436



- Meets ISO 1436
- Worldwide availability
- Worldwide consistent appearance, part number and functionality
- *No-Skive* thin cover hose construction
- Extended fluid compatibility (including biodegradable oils)

Primary Applications

General medium pressure hydraulic applications

Type Approvals

Details please find on pages **Ab-16** to **Ab-19**

Applicable Specifications

EN 853 2SN – ISO S 1436 – SAE 100R2AT

Construction

Tube: Nitrile (NBR)
Reinforcement: Two high-tensile steel wire braids
Cover: Synthetic rubber

Temperature Range -40 °C up to +100 °C

Exception: Air max. +70 °C
Water max. +85 °C

Recommended Fluids

Petroleum and water-glycol based fluids, lubricating oils, air and water. For air above 1.7 MPa, the hose cover must be pin-pricked.

Consult the chemical compatibility section on pages **Ab-24** to **Ab-32** for more detailed information.

Fitting Series



Part Number	Hose I.D.				Hose O.D. mm	Pressure Rating				min. bend radius mm	weight kg
	DN	Inch	Size	mm		max. working pressure		min. burst pressure			
						MPa	psi	MPa	psi		
302-4	6	1/4	-4	6.4	15.0	40.0	5800	160.0	23200	100	0.39
302-5	8	5/16	-5	7.9	16.6	35.0	5075	140.0	20300	115	0.42
302-6	10	3/8	-6	9.5	19.0	33.0	4775	132.0	19100	130	0.55
302-8	12	1/2	-8	12.7	22.2	27.5	4000	110.0	16000	180	0.67
302-10	16	5/8	-10	15.9	25.4	25.0	3600	100.0	14500	200	0.77
302-12	19	3/4	-12	19.1	29.3	21.5	3100	86.0	12400	240	1.00
302-16	25	1	-16	25.4	38.1	16.5	2400	66.0	9600	300	1.49
302-20	31	1 1/4	-20	31.8	47.5	12.5	1800	50.0	7200	420	1.73
302-24	38	1 1/2	-24	38.1	55.0	9.0	1300	36.0	5200	500	2.14
302-32	51	2	-32	50.8	67.0	8.0	1150	32.0	4600	630	2.96

The combination of high temperature and high pressure could reduce the hose life.

Hose layline example

Parker 302/301-8 Worldwide WP 28,0 MPa (4000 PSI) ISO 1436-1/2SN / SAE 100R2 12,5 mm (1/2) X 2W 2Q05 MADE IN

304

No-Skive

Phosphate ester resistant hose

Primary Applications

Aerospace, foundries, steel mills:
Medium pressure hydraulic applications with phosphate ester fluids

Applicable Specifications

Parker specification

Restrictions

Do not allow tube to contact any petroleum base fluids.
Use liquid soap as hose lubricant.

Construction

Tube: EPDM synthetic rubber
Reinforcement: Two high-tensile steel wire braids
Cover: Phosphate ester and weather resistant, green, EPDM synthetic rubber cover

Temperature Range -40 °C up to +80 °C

Exception: Air max. +70 °C
Water, water glycol fluids .. max. +85 °C



- *No-Skive* thin cover hose construction
- Phosphate ester and weather resistant, green, EPDM synthetic rubber cover
- SAE 100R2 pressure rating

Recommended Fluids

Phosphate ester based hydraulic fluids, water-glycol based fluids, air and water.
Consult the chemical compatibility section on pages **Ab-24** to **Ab-32** for more detailed information.

Fitting Series

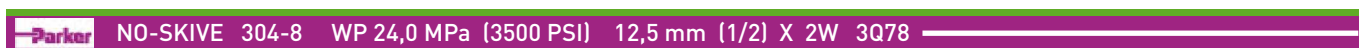
Series 43 for sizes -4 to -32
Series 48 for sizes -20 to -32



Part Number	Hose I.D.				Hose O.D. mm	Pressure Rating				min. bend radius mm	weight kg
	DN	Inch	Size	mm		max. working pressure		min. burst pressure			
						MPa	psi	MPa	psi		
304-4	6	1/4	-4	6.4	15.0	34.5	5000	138.0	20000	100	0.39
304-6	10	3/8	-6	9.5	19.0	27.5	4000	110.0	16000	130	0.55
304-8	12	1/2	-8	12.7	22.0	24.0	3500	96.0	14000	180	0.67
304-12	19	3/4	-12	19.1	30.0	15.5	2250	62.0	9000	240	1.00
304-16	25	1	-16	25.4	38.0	13.8	2000	55.0	8000	300	1.49
304-20	31	1 1/4	-20	31.8	48.0	11.2	1625	45.0	6500	420	1.73
304-24	38	1 1/2	-24	38.1	55.0	8.6	1250	35.0	5075	500	2.14
304-32	51	2	-32	50.8	68.0	7.8	1125	31.0	4500	630	2.96

The combination of high temperature and high pressure could reduce the hose life.

Hose layline example



351TC

No-Skive Tough Cover

ISO 11237 Type R19 – SAE 100R19

Primary Applications

General medium pressure hydraulic applications where higher abrasion resistance is required

Type Approvals

Details please find on pages **Ab-16** to **Ab-19**

Applicable Specifications

ISO 11237 Type R19 – SAE 100R19

Construction

- Tube: Synthetic rubber
- Reinforcement: Two high-tensile steel wire braids
- Cover: MSHA approved synthetic rubber

Temperature Range -40 °C up to +100 °C

- Exception: Air max. +70 °C
- Water max. +85 °C



- **No-Skive** thin cover hose construction
- Constant working pressure of 28.0 MPa
- Highly abrasion resistant **TOUGH COVER**
- MSHA approved
- Hose is suitable for temporary immersion in mineral oil up to 70 °C with frequent inspections

Recommended Fluids

Petroleum and water-glycol based fluids, lubricating oils, air and water. For air above 1.7 MPa, the hose cover must be pin-pricked.

Consult the chemical compatibility section on pages **Ab-24** to **Ab-32** for more detailed information.

Fitting Series



Part Number	Hose I.D.				Hose O.D. mm	Pressure Rating				min. bend radius mm	weight kg
	DN	Inch	Size	mm		max. working pressure		min. burst pressure			
						MPa	psi	MPa	psi		
351TC-4	6	1/4	-4	6.4	13.0	28.0	4000	112.0	16000	50	0.30
351TC-6	10	3/8	-6	9.5	17.0	28.0	4000	112.0	16000	65	0.42
351TC-8	12	1/2	-8	12.7	20.0	28.0	4000	112.0	16000	90	0.52
351TC-10	16	5/8	-10	15.9	24.0	28.0	4000	112.0	16000	100	0.66
351TC-12	19	3/4	-12	19.1	28.0	28.0	4000	112.0	16000	120	0.86

Replace the hose when any deformation or damage on the hose cover are visible. The combination of high temperature and high pressure could reduce the hose life.

Hose layline example



402

Elite No-Skive Compact

Pilot line applications



- *No-Skive* thin cover Compact hose
- Constant working pressure of 10.0 MPa

Primary Applications

Mobile hydraulic: Pilot lines

Construction

Tube: Nitrile (NBR)
 Reinforcement: One high-tensile steel wire braid
 Cover: Synthetic rubber

Temperature Range -40 °C up to +100 °C

Exception: Air max. +70 °C
 Water max. +85 °C

Recommended Fluids

Petroleum and water-glycol based fluids, lubricating oils, air and water. For air above 1.7 MPa, the hose cover must be pin-pricked.

Consult the chemical compatibility section on pages **Ab-24** to **Ab-32** for more detailed information.

Fitting Series

- Available as complete hose assembly
- Compatible with 2-piece fittings for use with adjustable crimpers only (47 series nipple and 10049 series shell)

Part Number	Hose I.D.				Hose O.D. mm	Pressure Rating				min. bend radius mm	weight kg
	DN	Inch	Size	mm		max. working pressure		min. burst pressure			
						MPa	psi	MPa	psi		
402-4	6	1/4	-4	6.4	11.6	10.0	1450	40.0	5800	50	0.15
402-5	8	5/16	-5	7.9	13.2	10.0	1450	40.0	5800	60	0.18
402-6	10	3/8	-6	9.5	14.8	10.0	1450	40.0	5800	65	0.21
402-8	12	1/2	-8	12.7	18.6	10.0	1450	40.0	5800	75	0.29

The combination of high temperature and high pressure could reduce the hose life.

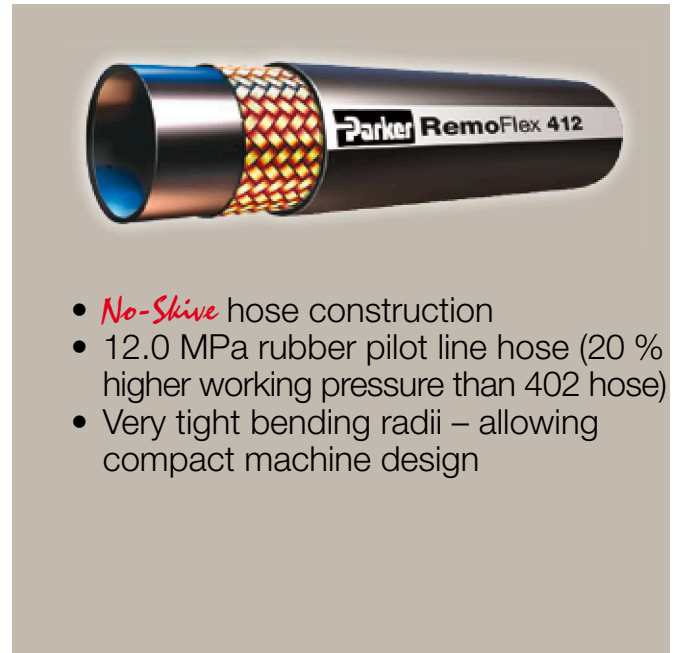
Hose layline example



412

Elite No-Skive RemoFlex

1 wire braided hose for pilot lines



- *No-Skive* hose construction
- 12.0 MPa rubber pilot line hose (20 % higher working pressure than 402 hose)
- Very tight bending radii – allowing compact machine design

Primary Applications

Mobile hydraulic equipment: Pilot lines

Construction

Tube: Nitrile (NBR)
 Reinforcement: One high-tensile steel wire braid
 Cover: Synthetic rubber

Temperature Range -40 °C up to +100 °C

Exception: Air max. +70 °C
 Water max. +85 °C

Recommended Fluids

Petroleum and water-glycol based fluids, lubricating oils, air and water. For air above 1.7 MPa, the hose cover must be pin-pricked.

Consult the chemical compatibility section on pages **Ab-24** to **Ab-32** for more detailed information.

Fitting Series

- Available as complete hose assembly
- Compatible with 2-piece fittings for use with adjustable crimpers only (47 series nipple and 10049 series shell)

Part Number	Hose I.D.				Hose O.D. mm	Pressure Rating				min. bend radius mm	weight kg
	DN	Inch	Size	mm		max. working pressure		min. burst pressure			
						MPa	psi	MPa	psi		
412-3	5	3/16	-3	4.8	9.1	12.0	1700	48.0	6800	20	0.08
412-4	6	1/4	-4	6.4	11.0	12.0	1700	48.0	6800	25	0.14
412-5	8	5/16	-5	7.9	13.0	12.0	1700	48.0	6800	30	0.18
412-6	10	3/8	-6	9.5	14.0	12.0	1700	48.0	6800	40	0.23

The combination of high temperature and high pressure could reduce the hose life.

Hose layline example



412ST

Elite No-Skive RemoFlex

1 wire braided hose for pilot lines



- *No-Skive* hose construction
- 12.0 MPa rubber pilot line hose (20 % higher working pressure than 402 hose)
- Very tight bending radii – allowing compact machine design
- Extreme abrasion resistant **SUPER TOUGH** cover

Primary Applications

Mobile hydraulic equipment: Pilot lines

Construction

Tube: Nitrile (NBR)
 Reinforcement: One high-tensile steel wire braid
 Cover: Synthetic rubber with a special polyethylene coating

Recommended Fluids

Petroleum and water-glycol based fluids, lubricating oils, air and water. For air above 1.7 MPa, the hose cover must be pin-pricked.

Consult the chemical compatibility section on pages **Ab-24** to **Ab-32** for more detailed information.

Temperature Range -40 °C up to +100 °C

Exception: Air max. +70 °C
 Water max. +85 °C

Fitting Series

- Available as complete hose assembly
- Compatible with 2-piece fittings for use with adjustable crimpers only (47 series nipple and 10049 series shell)

Part Number	Hose I.D.				Hose O.D. mm	Pressure Rating				min. bend radius mm	weight kg
	DN	Inch	Size	mm		max. working pressure		min. burst pressure			
						MPa	psi	MPa	psi		
412ST-3	5	3/16	-3	4.8	9.6	12.0	1700	48.0	6800	20	0.08
412ST-4	6	1/4	-4	6.4	11.6	12.0	1700	48.0	6800	25	0.14
412ST-5	8	5/16	-5	7.9	13.0	12.0	1700	48.0	6800	30	0.18
412ST-6	10	3/8	-6	9.5	14.0	12.0	1700	48.0	6800	40	0.23

The combination of high temperature and high pressure could reduce the hose life.

Hose layline example

Parker Elite **1 SUPER TOUGH 412ST-6 RemoFlex WP 12,0 MPa (1700 PSI) | • • 9,5 mm (3/8") Made in Italy**

421RH

No-Skive

Fire-retardant cover

Primary Applications

General medium-pressure hydraulic and pneumatic systems as well as water and oil cooling circuits

Type Approvals

Details please find on pages **Ab-16** to **Ab-19**

Applicable Specifications

EN 853 1SN – ISO 1436 Typ 1 – SAE 100R1AT

Construction

Tube: Nitrile (NBR)
Reinforcement: One high-tensile steel wire braid
Cover: Fire retardant synthetic rubber

Temperature Range -40 °C up to +100 °C

Exception: Air max. +70 °C
Water max. +85 °C



- *No-Skive* thin cover hose construction
- Nitrile (NBR) inner tube
– extended fluid compatibility
- Suitable with 48 series fittings
- Fire-retardant cover
- Railway approved as follow:
European Standard EN45545 +
ISO15540: HL2
(without the need of FS-F-Fire Sleeve)

Recommended Fluids

Petroleum and water-glycol based fluids, lubricating oils, air and water. For air and gas above 1.7 MPa, the hose cover must be pin-pricked.

Consult the chemical compatibility section on pages **Ab-24** to **Ab-32** for more detailed information.

Fitting Series



Part Number	Hose I.D.				Hose O.D. mm	Pressure Rating				min. bend radius mm	weight kg
	DN	Inch	Size	mm		max. working pressure		min. burst pressure			
						MPa	psi	MPa	psi		
421RH-20	31	1 1/4	-20	31.8	44.8	6.3	900	25.0	3600	420	1.19
421RH-24	38	1 1/2	-24	38.1	51.1	5.0	725	20.0	2900	500	1.49
421RH-32	51	2	-32	50.8	64.7	4.0	575	16.0	2300	630	2.23

The combination of high temperature and high pressure could reduce the hose life.

Hose layline example



421SN

No-Skive

EN 853 1SN – ISO 1436 Type 1

Primary Applications

General medium pressure hydraulic applications

Type Approvals

Details please find on pages **Ab-16** to **Ab-19**

Applicable Specifications

EN 853 1SN – ISO 1436 Type 1 – SAE 100R1AT

Construction

Tube: Nitrile (NBR)
Reinforcement: One high-tensile steel wire braid
Cover: Synthetic rubber

Temperature Range -40 °C up to +100 °C

Exception: Air max. +70 °C
Water max. +85 °C



- *No-Skive* thin cover hose construction
- Nitrile (NBR) inner tube
– extended fluid compatibility

Recommended Fluids

Petroleum and water-glycol based fluids, lubricating oils, air and water. For air above 1.7 MPa, the hose cover must be pin-pricked.

Consult the chemical compatibility section on pages **Ab-24** to **Ab-32** for more detailed information.

Fitting Series



Part Number	Hose I.D.				Hose O.D. mm	Pressure Rating				min. bend radius mm	weight kg
	DN	Inch	Size	mm		max. working pressure		min. burst pressure			
						MPa	psi	MPa	psi		
421SN-4	6	1/4	-4	6.4	13.4	22.5	3250	90.0	13000	100	0.24
421SN-5	8	5/16	-5	7.9	15.0	21.5	3125	86.0	12500	115	0.27
421SN-6	10	3/8	-6	9.5	17.4	18.0	2600	72.0	10400	130	0.34
421SN-8	12	1/2	-8	12.7	20.7	16.0	2325	64.0	9300	180	0.43
421SN-10	16	5/8	-10	15.9	23.9	13.0	1875	52.0	7500	200	0.49
421SN-12	19	3/4	-12	19.1	27.8	10.5	1525	42.0	6100	240	0.63
421SN-16	25	1	-16	25.4	35.8	8.8	1275	35.0	5075	300	0.94
421SN-20	31	1 1/4	-20	31.8	44.8	6.3	900	25.2	3600	420	1.19
421SN-24	38	1 1/2	-24	38.1	51.1	5.0	725	20.0	2900	500	1.49
421SN-32	51	2	-32	50.8	64.7	4.0	575	16.0	2300	630	2.23

The combination of high temperature and high pressure could reduce the hose life.

Hose layline example

PARKER NO-SKIVE 421SN-8 WP 16,0 MPa (160 BAR) l * * SAE 100R1AT-8 12,5 MM (1/2) X1W EN 853/1SN/12/DIN

421WC

No-Skive

Galvanised steel wire cover



- *No-Skive* thin cover hose construction
- Metal and glass hot-spot resistance

Primary Applications

Machine tool and glass industry

Applicable Specifications

SAE 100 R1AT

Construction

- Tube: Synthetic rubber
- Reinforcement: One high-tensile steel wire braid
- Cover: Galvanized steel wire

Temperature Range -40 °C up to +125 °C

- Exception: Air max. +70 °C
- Water max. +85 °C

Recommended Fluids

Petroleum and water-glycol based fluids, lubricating oils, air and water.

Consult the chemical compatibility section on pages **Ab-24** to **Ab-32** for more detailed information.

Fitting Series



Part Number	Hose I.D.				Hose O.D. mm	Pressure Rating				min. bend radius mm	weight kg
	DN	Inch	Size	mm		max. working pressure		min. burst pressure			
						MPa	psi	MPa	psi		
421WC-4	6	1/4	-4	6.4	15.0	19.0	2750	76.0	11000	100	0.38
421WC-6	10	3/8	-6	9.5	19.0	15.5	2250	62.0	9000	130	0.54
421WC-8	12	1/2	-8	12.7	22.0	13.8	2000	55.0	8000	180	0.67
421WC-12	19	3/4	-12	19.1	29.0	8.6	1250	35.0	5075	240	0.95
421WC-16	25	1	-16	25.4	37.0	6.9	1000	28.0	4000	300	1.31

The combination of high temperature and high pressure could reduce the hose life.

422

WORLDWIDE *No-Skive*
ISO 1436 1SN

Primary Applications

General medium pressure hydraulic applications

Type Approvals

Details please find on pages **Ab-16** to **Ab-19**

Applicable Specifications

ISO 1436 – EN 853 1SN – SAE 100R1AT

Construction

Tube: Nitrile (NBR)
Reinforcement: One high-tensile steel wire braid
Cover: Synthetic rubber

Temperature Range -40 °C up to +100 °C

Exception: Air max. +70 °C
Water max. +85 °C



- Meets ISO 1436
- Worldwide availability
- Worldwide consistent appearance, part number and functionality
- *No-Skive* thin cover hose construction
- Nitrile (NBR) inner tube
– extended fluid compatibility

Recommended Fluids

Petroleum and water-glycol based fluids, lubricating oils, air and water. For air above 1.7 MPa, the hose cover must be pin-pricked.

Consult the chemical compatibility section on pages **Ab-24** to **Ab-32** for more detailed information.

Fitting Series



Part Number	Hose I.D.				Hose O.D. mm	Pressure Rating				min. bend radius mm	weight kg
	DN	Inch	Size	mm		max. working pressure		min. burst pressure			
						MPa	psi	MPa	psi		
422-4	6	1/4	-4	6.4	13.4	22.5	3250	90.0	13000	100	0.24
422-5	8	5/16	-5	7.9	15.0	21.5	3125	86.0	12500	115	0.27
422-6	10	3/8	-6	9.5	17.4	18.0	2600	72.0	10400	130	0.34
422-8	12	1/2	-8	12.7	20.7	16.0	2325	64.0	9300	180	0.43
422-10	16	5/8	-10	15.9	23.9	13.0	1875	52.0	7500	200	0.49
422-12	19	3/4	-12	19.1	27.8	10.5	1525	42.0	6100	240	0.63
422-16	25	1	-16	25.4	35.8	8.8	1275	35.0	5075	300	0.94
422-20	31	1 1/4	-20	31.8	44.8	6.3	900	25.2	3600	420	1.19
422-24	38	1 1/2	-24	38.1	51.1	5.0	725	20.0	2900	500	1.49
422-32	51	2	-32	50.8	64.7	4.0	575	16.0	2300	630	2.23

The combination of high temperature and high pressure could reduce the hose life.

Hose layline example

Parker 422/421-8 Worldwide WP 16,0 MPa (2325 PSI) ISO 1436-1/1SN / SAE 100R1 12,5 mm (1/2) X 1W 2Q05 MADE

424

No-Skive

Phosphate ester resistant hose

Primary Applications

Aerospace, foundries, steel mills:
Medium pressure hydraulic applications with phosphate ester fluids

Applicable Specifications

Parker specification

Restrictions

Do not allow tube to contact any petroleum base fluids.
Use liquid soap as hose lubricant.

Construction

Tube: EPDM synthetic rubber
Reinforcement: One high-tensile steel wire braid
Cover: Phosphate ester and weather resistant, green, EPDM synthetic rubber cover

Temperature Range -40 °C up to +80 °C

Exception: Air max. +70 °C
Water, water glycol fluids .. max. +85 °C



- *No-Skive* thin cover hose construction
- SAE 100R1 pressure rating
- Phosphate ester and weather resistant, green, EPDM synthetic rubber cover

Recommended Fluids

Phosphate ester based hydraulic fluids, water-glycol based fluids, air and water.
Consult the chemical compatibility section on pages **Ab-24** to **Ab-32** for more detailed information.

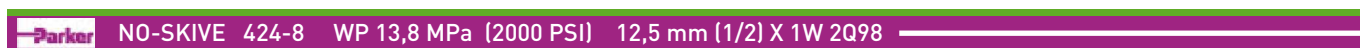
Fitting Series



Part Number	Hose I.D.				Hose O.D. mm	Pressure Rating				min. bend radius mm	weight kg
	DN	Inch	Size	mm		max. working pressure		min. burst pressure			
						MPa	psi	MPa	psi		
424-16	25	1	-16	25.4	36.0	6.9	1000	28.0	4000	300	0.94
424-20	31	1 1/4	-20	31.8	45.0	4.3	625	17.0	2500	420	1.19
424-24	38	1 1/2	-24	38.1	51.0	3.5	500	14.0	2000	500	1.49
424-32	51	2	-32	50.8	64.6	2.4	375	10.0	1500	630	2.23

The combination of high temperature and high pressure could reduce the hose life.

Hose layline example



426

No-Skive

SAE 100R1AT high temperature

Primary Applications

Medium pressure hydraulic applications at high temperature

Type Approvals

Details please find on pages **Ab-16** to **Ab-19**

Applicable Specifications

SAE 100 R1AT

Construction

Tube: PKR synthetic rubber
Reinforcement: One high-tensile steel wire braid
Cover: Blue synthetic rubber

Temperature Range -46 °C up to +150 °C

Exception: Air max. +70 °C
Water, water glycol fluids .. max. +85 °C



- *No-Skive* thin cover hose construction
- SAE 100R1 pressure rating
- Ideal for high temperature applications

Recommended Fluids

Petroleum hydraulic fluids, lubricating oils, water-glycol based fluids, air and water.

Consult the chemical compatibility section on pages **Ab-24** to **Ab-32** for more detailed information.

Fitting Series

Series 43 for sizes -4 to -6

Series 48 for sizes -8 to -32



Part Number	Hose I.D.				Hose O.D. mm	Pressure Rating				min. bend radius mm	weight kg
	DN	Inch	Size	mm		max. working pressure		min. burst pressure			
						MPa	psi	MPa	psi		
426-4-RL	6	1/4	-4	6.4	13.4	19.2	2750	77.0	11000	100	0.24
426-6-RL	10	3/8	-6	9.5	17.4	15.7	2250	63.0	9000	125	0.34
426-8-RL	12	1/2	-8	12.7	20.7	14.0	2000	56.0	8000	180	0.43
426-10-RL	16	5/8	-10	15.9	23.9	10.5	1500	42.0	6000	200	0.49
426-12-RL	19	3/4	-12	19.1	27.8	8.7	1250	35.0	5075	240	0.65
426-16-RL	25	1	-16	25.4	35.8	7.0	1000	28.0	4000	300	0.98
426-20	31	1 1/4	-20	31.8	45.0	4.3	625	17.2	2500	420	1.40
426-24	38	1 1/2	-24	38.1	51.0	3.5	500	14.0	2000	500	1.46
426-32	51	2	-32	50.8	64.0	2.6	375	10.4	1500	630	2.18

The combination of high temperature and high pressure could reduce the hose life.
RL = only available on reels.

Hose layline example



436

No-Skive Compact

SAE 100R16 high temperature

Primary Applications

Medium pressure hydraulic applications at high temperature

Type Approvals

Details please find on pages **Ab-16** to **Ab-19**

Applicable Specifications

SAE 100R16

Construction

- Tube: PKR synthetic rubber
- Reinforcement: Two high-tensile steel wire braids
- Cover: MSHA approved blue synthetic rubber

Temperature Range -48 °C up to +150 °C

- Exception: Air max. +70 °C
- Water, water glycol fluids .. max. +85 °C



- **No-Skive** thin cover hose construction
- Compact hose construction with tight bend radius
- MSHA approved
- Ideal for high temperature applications

Recommended Fluids

Petroleum hydraulic fluids, lubricating oils, water-glycol based fluids, air and water.

Consult the chemical compatibility section on pages **Ab-24** to **Ab-32** for more detailed information.

Fitting Series



Part Number	Hose I.D.				Hose O.D. mm	Pressure Rating				min. bend radius mm	weight kg
	DN	Inch	Size	mm		max. working pressure		min. burst pressure			
						MPa	psi	MPa	psi		
436-6-BLU-RL	10	3/8	-6	9.5	17.0	27.5	4000	110.0	16000	65	0.42
436-8-BLU-RL	12	1/2	-8	12.7	20.0	24.0	3500	96.0	14000	90	0.51
436-10-BLU-RL	16	5/8	-10	15.9	24.0	19.0	2750	76.0	11000	100	0.66
436-12-BLU-RL	19	3/4	-12	19.1	28.0	15.5	2250	62.0	9000	120	0.80
436-16-BLU-RL	25	1	-16	25.4	36.0	13.8	2000	55.0	8000	150	1.22

The combination of high temperature and high pressure could reduce the hose life.
RL = only available on reels.

Hose layline example



441

Elite No-Skive

ISO 11237 Type R16 – SAE 100R16

Primary Applications

Many industrial and mobile applications, with typical usage seen on agricultural machines or in power steering circuits

Applicable Specifications

ISO 11237 Type R16 – SAE 100R16

Construction

Tube: Synthetic rubber
Reinforcement: One high-tensile steel wire braid
Cover: Synthetic rubber

Temperature Range -40 °C up to +125 °C

Exception: Air max. +70 °C
Water max. +85 °C



- *No-Skive* hose construction
- One wire braid construction – two wire braid performance
- +125 °C working temperature

Recommended Fluids

Petroleum and water-glycol based fluids, lubricating oils, air and water. For air above 1.7 MPa, the hose cover must be pin-pricked.

Consult the chemical compatibility section on pages **Ab-24** to **Ab-32** for more detailed information.

Fitting Series



Part Number	Hose I.D.				Hose O.D. mm	Pressure Rating				min. bend radius mm	weight kg
	DN	Inch	Size	mm		max. working pressure		min. burst pressure			
						MPa	psi	MPa	psi		
441-4	6	1/4	-4	6.4	13.4	35.0	5000	140.0	20000	50	0.27
441-5	8	5/16	-5	7.9	15.0	29.7	4250	118.8	17000	55	0.32
441-6	10	3/8	-6	9.5	17.4	28.0	4000	112.0	16000	65	0.42
441-8	12	1/2	-8	12.7	20.7	24.5	3500	98.0	14000	90	0.50
441-10	16	5/8	-10	15.9	23.8	19.2	2750	76.8	11000	100	0.65
441-12	19	3/4	-12	19.1	27.8	15.7	2250	62.8	9000	120	0.80
441-16	25	1	-16	25.4	35.8	14.0	2000	56.0	8000	150	1.22

The combination of high temperature and high pressure could reduce the hose life.
Also available on reels up to size -12 under part number 441-xx-RL

Hose layline example



441RH

No-Skive Compact

Fire-retardant cover

Primary Applications

General medium-pressure hydraulic and pneumatic systems as well as water and oil cooling circuits

Type Approvals

Details please find on pages **Ab-16** to **Ab-19**

Applicable Specifications

Parker specification; Working pressure to SAE 100R2;
Bend radius to SAE 100R16

Construction

Tube: Synthetic rubber
Reinforcement: One high-tensile steel wire braid
Cover: Fire retardant synthetic rubber

Temperature Range -40 °C up to +125 °C

Exception: Air max. +70 °C
Water max. +85 °C



- **No-Skive** hose construction
- One wire braid construction – two wire braid performance
- +125 °C working temperature
- Fire-retardant cover
- Railway approved as follow:
European Standard EN45545 + ISO15540: HL2
(without the need of FS-F-Fire Sleeve)

Recommended Fluids

Petroleum and water-glycol based fluids, lubricating oils, air and water. For air and gas above 1.7 MPa, the hose cover must be pin-pricked.

Consult the chemical compatibility section on pages **Ab-24** to **Ab-32** for more detailed information.

Fitting Series



Part Number	Hose I.D.				Hose O.D. mm	Pressure Rating				min. bend radius mm	weight kg
	DN	Inch	Size	mm		max. working pressure		min. burst pressure			
						MPa	psi	MPa	psi		
441RH-4	6	1/4	-4	6.4	13.4	35.0	5000	140.0	20000	50	0.27
441RH-5	8	5/16	-5	7.9	15.0	29.7	4250	118.8	17000	55	0.32
441RH-6	10	3/8	-6	9.5	17.4	28.0	4000	112.0	16000	65	0.42
441RH-8	12	1/2	-8	12.7	20.7	24.5	3500	98.0	14000	90	0.50
441RH-10	16	5/8	-10	15.9	23.8	19.2	2750	76.8	11000	100	0.65
441RH-12	19	3/4	-12	19.1	27.8	15.7	2250	62.8	9000	120	0.80
441RH-16	25	1	-16	25.4	35.8	14.0	2000	56.0	8000	150	1.22

The combination of high temperature and high pressure could reduce the hose life.

Hose layline example



451TC

No-Skive Tough Cover

ISO 11237 Type R17 – SAE 100R17

Primary Applications

General medium pressure hydraulic applications where higher abrasion resistance is required.

Type Approvals

Details please find on pages **Ab-16** to **Ab-19**

Applicable Specifications

ISO 11237 Type R17 – SAE 100R17

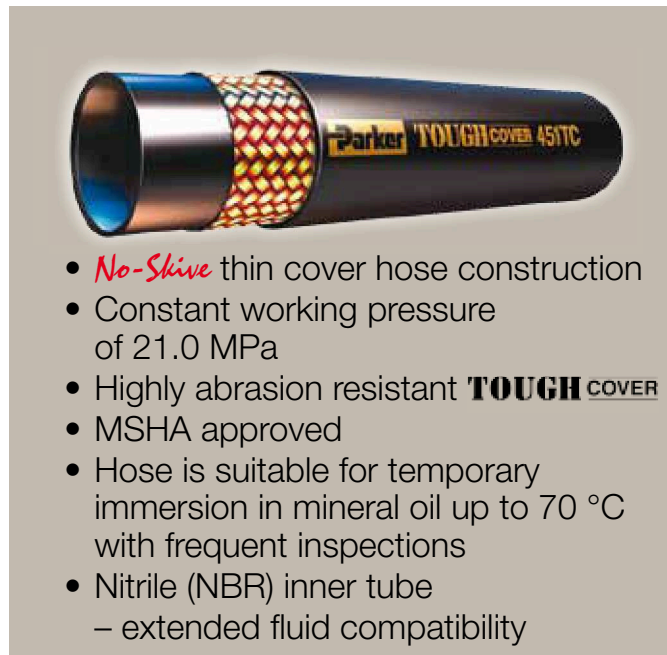
Construction

Tube: Nitrile (NBR)
Reinforcement: One or two high-tensile steel wire braids
Cover: MSHA approved synthetic rubber

Temperature Range -40 °C up to +100 °C

Exception: Air max. +70 °C

Water max. +85 °C



- *No-Skive* thin cover hose construction
- Constant working pressure of 21.0 MPa
- Highly abrasion resistant **TOUGH COVER**
- MSHA approved
- Hose is suitable for temporary immersion in mineral oil up to 70 °C with frequent inspections
- Nitrile (NBR) inner tube – extended fluid compatibility

Recommended Fluids

Petroleum and water-glycol based fluids, lubricating oils, air and water. For air above 1.7 MPa, the hose cover must be pin-pricked.

Consult the chemical compatibility section on pages **Ab-24** to **Ab-32** for more detailed information.

Fitting Series



Part Number	Hose I.D.				Hose O.D. mm	Pressure Rating				min. bend radius mm	weight kg
	DN	Inch	Size	mm		max. working pressure		min. burst pressure			
						MPa	psi	MPa	psi		
451TC-4	6	1/4	-4	6.4	13.4	21.0	3000	84.0	12000	50	0.24
451TC-6	10	3/8	-6	9.5	17.2	21.0	3000	84.0	12000	65	0.34
451TC-8	12	1/2	-8	12.7	20.4	21.0	3000	84.0	12000	90	0.52
451TC-10	16	5/8	-10	15.9	23.8	21.0	3000	84.0	12000	100	0.66
451TC-12	19	3/4	-12	19.1	27.8	21.0	3000	84.0	12000	120	0.86
451TC-16	25	1	-16	25.4	35.4	21.0	3000	84.0	12000	150	1.17

Replace the hose when any deformation or damage on the hose cover are visible. The combination of high temperature and high pressure could reduce the hose life. Also available on reels under part number 451-xx-RL

Hose layline example



461LT

Elite No-Skive Compact

EN 857 2SC low temperature



- **No-Skive** thin cover hose construction
- Excellent ozone resistance
- Ideal for low temperature working conditions (-50 °C)

Primary Applications

Mobile applications in low temperature environments:
Forestry machines, refrigerated warehouses

Applicable Specifications

EN 857 2SC

Construction

Tube: Synthetic rubber
Reinforcement: Two high-tensile steel wire braids
Cover: Synthetic rubber

Temperature Range -50 °C up to +100 °C

Exception: Air max. +70 °C
Water max. +85 °C

Recommended Fluids

Petroleum and water-glycol based fluids, lubricating oils, air and water. For air above 1.7 MPa, the hose cover must be pin-pricked.

Consult the chemical compatibility section on pages **Ab-24** to **Ab-32** for more detailed information.

Fitting Series



Part Number	Hose I.D.				Hose O.D. mm	Pressure Rating				min. bend radius mm	weight kg
	DN	Inch	Size	mm		max. working pressure		min. burst pressure			
						MPa	psi	MPa	psi		
461LT-4	6	1/4	-4	6.4	13	42.5	6160	170.0	24640	75	0.30
461LT-5	8	5/16	-5	7.9	15	40.0	5800	160.0	23200	85	0.35
461LT-6	10	3/8	-6	9.5	17	35.0	5075	140.0	20300	90	0.42
461LT-8	12	1/2	-8	12.7	21	31.0	4495	124.0	17980	130	0.52
461LT-10	16	5/8	-10	15.9	24	28.0	4060	112.0	16240	160	0.66
461LT-12	19	3/4	-12	19.1	28	28.0	4060	112.0	16240	195	0.86
461LT-16	25	1	-16	25.4	35	21.0	3045	84.0	12180	250	1.17

The combination of high temperature and high pressure could reduce the hose life.

Hose layline example



462

Elite No-Skive Compact

Exceeds EN 857-2SC – ISO 11237 Type 2SC

Primary Applications

Demanding medium pressure hydraulic applications in all markets

Type Approvals

Details please find on pages **Ab-16** to **Ab-19**

Applicable Specifications

Exceeds EN 857-2SC – ISO 11237 Type 2SC

Construction

- Tube: Nitrile (NBR)
- Reinforcement: Two high-tensile steel wire braids
- Cover: Synthetic rubber

Temperature Range -40 °C up to +100 °C

Exception: Air max. +70 °C

Water max. +85 °C



- **No-Skive** hose construction – Compact design
- Nitrile (NBR) inner tube – extended fluid compatibility
- Exceeding EN/ISO specifications for pressure, bend radius and abrasion resistance

Recommended Fluids

Petroleum and water-glycol based fluids, lubricating oils, air and water. For air above 1.7 MPa, the hose cover must be pin-pricked.

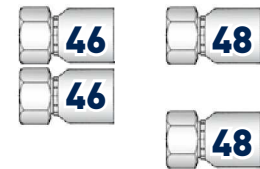
Consult the chemical compatibility section on pages **Ab-24** to **Ab-32** for more detailed information.

Fitting Series

Size -4 up to -16

462-20-WR

462-20



Part Number	Hose I.D.				Hose O.D. mm	Pressure Rating				min. bend radius mm	weight kg
	DN	Inch	Size	mm		max. working pressure		min. burst pressure			
						MPa	psi	MPa	psi		
462-4	6	1/4	-4	6.4	13.4	42.5	6160	170.0	24640	75	0.30
462-5	8	5/16	-5	7.9	15.0	40.0	5800	160.0	23200	85	0.35
462-6	10	3/8	-6	9.5	17.2	35.0	5075	140.0	20300	90	0.42
462-8	12	1/2	-8	12.7	20.4	31.0	4495	124.0	17980	130	0.52
462-10	16	5/8	-10	15.9	23.9	28.0	4060	112.0	16240	160	0.66
462-12	19	3/4	-12	19.1	27.7	28.0	4060	112.0	16240	195	0.86
462-16	25	1	-16	25.4	35.4	21.0	3045	84.0	12180	250	1.17
462-20-WR *	31	1 1/4	-20	31.8	45.1	17.2	2495	68.8	9980	335	1.80
462-20 **	31	1 1/4	-20	31.8	45.1	17.2	2495	68.8	9980	335	1.80

The combination of high temperature and high pressure could reduce the hose life.

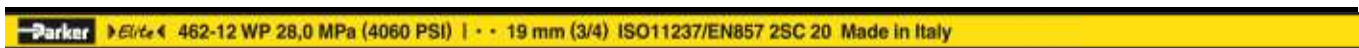
From size -4 to -16, smooth cover, both 462-20-WR and 462-20 wrapped cover

Also available in reels up to size -12 under part number 462-xx-RL

* 462-20-WR only with fitting series 46

** 462-20 only with fitting series 48

Hose layline example



462CLF

Elite No-Skive Chlorine Free

Exceeds EN 857-2SC – ISO 11237 Type 2SC



- **No-Skive** hose construction – Compact design
- Exceeding EN/ISO specifications for pressure, bend radius and abrasion resistance
- Chlorine free compounds

Primary Applications

Demanding medium pressure hydraulic applications in all markets

Applicable Specifications

Exceeds EN 857-2SC – ISO 11237 Type 2SC

Construction

- Tube: Chlorine free synthetic rubber
- Reinforcement: Two high-tensile steel wire braids
- Cover: Chlorine free synthetic rubber

Temperature Range -40 °C up to +100 °C

- Exception: Air max. +70 °C
- Water max. +85 °C

Recommended Fluids

Petroleum and water-glycol based fluids, lubricating oils, air and water. For air above 1.7 MPa, the hose cover must be pin-pricked.

Consult the chemical compatibility section on pages **Ab-24** to **Ab-32** for more detailed information.

Fitting Series

Size -4 up to -16

Size -20



Part Number	Hose I.D.				Hose O.D. mm	Pressure Rating				min. bend radius mm	weight kg
	DN	Inch	Size	mm		max. working pressure		min. burst pressure			
						MPa	psi	MPa	psi		
462CLF-4	6	1/4	-4	6.4	13.4	42.5	6160	170.0	24640	75	0.30
462CLF-5	8	5/16	-5	7.9	15.0	40.0	5800	160.0	23200	85	0.35
462CLF-6	10	3/8	-6	9.5	17.2	35.0	5075	140.0	20300	90	0.42
462CLF-8	12	1/2	-8	12.7	20.4	31.0	4495	124.0	17980	130	0.52
462CLF-10	16	5/8	-10	15.9	23.9	28.0	4060	112.0	16240	160	0.66
462CLF-12	19	3/4	-12	19.1	27.7	28.0	4060	112.0	16240	195	0.86
462CLF-16	25	1	-16	25.4	35.4	21.0	3045	84.0	12180	250	1.17
462CLF-20 *	31	1 1/4	-20	31.8	45.1	17.2	2495	68.8	9980	335	1.80

The combination of high temperature and high pressure could reduce the hose life. From size -4 to -16, smooth. For size -20, wrapped.

* 462CLF-20 only with 48 series

Hose layline example



462ST

Elite No-Skive Super Tough Compact

EN 857 2SC – ISO 11237 Type 2SC



- *No-Skive* hose construction – Compact design
- Nitrile (NBR) inner tube – extended fluid compatibility
- Extreme abrasion resistant **SUPER TOUGH** cover
- Exceeding EN/ISO specifications for pressure, bend radius and abrasion resistance

Primary Applications

Mobile market: Medium pressure hydraulic applications with extremely high abrasion risks

Applicable Specifications

EN 857 2SC – ISO 11237 Type 2SC

Construction

Tube: Nitrile (NBR)
Reinforcement: Two high-tensile steel wire braids
Cover: Synthetic rubber with a special polyethylene coating

Temperature Range -40 °C up to +100 °C

Exception: Air max. +70 °C
Water max. +85 °C

Recommended Fluids

Petroleum and water-glycol based fluids, lubricating oils, air and water. For air above 1.7 MPa, the hose cover must be pin-pricked.

Consult the chemical compatibility section on pages **Ab-24** to **Ab-32** for more detailed information.

Fitting Series

Size -4 up to -16

Size -20



Part Number	Hose I.D.				Hose O.D. mm	Pressure Rating				min. bend radius mm	weight kg
	DN	Inch	Size	mm		max. working pressure		min. burst pressure			
						MPa	psi	MPa	psi		
462ST-4	6	1/4	-4	6.4	13.4	42.5	6160	170.0	24640	75	0.30
462ST-5	8	5/16	-5	7.9	15.0	40.0	5800	160.0	23200	85	0.35
462ST-6	10	3/8	-6	9.5	17.2	35.0	5075	140.0	20300	90	0.42
462ST-8	12	1/2	-8	12.7	20.4	31.0	4495	124.0	17980	125	0.52
462ST-10	16	5/8	-10	15.9	23.9	28.0	4060	112.0	16240	160	0.66
462ST-12	19	3/4	-12	19.1	27.7	28.0	4060	112.0	16240	195	0.86
462ST-16	25	1	-16	25.4	35.4	21.0	3045	84.0	12180	250	1.17
462ST-20 *	31	1 1/4	-20	31.8	45.1	17.2	2495	68.8	9980	335	1.80

The combination of high temperature and high pressure could reduce the hose life.

* 462ST-20 only with fitting series 48

Hose layline example

Parker Elite SUPER TOUGH 462ST-6 WP 35,0 MPa (5075 PSI) | • • 10 mm (3/8") ISO11237/EN857 2SC 10 Made

462TC

Elite No-Skive Compact Tough Cover

Exceeds EN 857-2SC – ISO 11237 Type 2SC

Primary Applications

Demanding medium pressure hydraulic applications in all markets

Type Approvals

Details please find on pages **Ab-16** to **Ab-19**

Applicable Specifications

Exceeds EN 857-2SC – ISO 11237 Type 2SC

Construction

- Tube: Nitrile (NBR)
- Reinforcement: Two high-tensile steel wire braids
- Cover: MSHA approved synthetic rubber

Temperature Range -40 °C up to +100 °C

- Exception: Air max. +70 °C
- Water max. +85 °C



- **No-Skive** hose construction – Compact design
- Nitrile (NBR) inner tube – extended fluid compatibility
- Exceeding EN/ISO specifications for pressure, bend radius and abrasion resistance
- Highly abrasion resistant **TOUGH COVER**
- MSHA approved

Recommended Fluids

Petroleum and water-glycol based fluids, lubricating oils, air and water. For air above 1.7 MPa, the hose cover must be pin-pricked.

Consult the chemical compatibility section on pages **Ab-24** to **Ab-32** for more detailed information.

Fitting Series

Size -4 up to -16

Size -20 up to -32

Size -40 up to -48



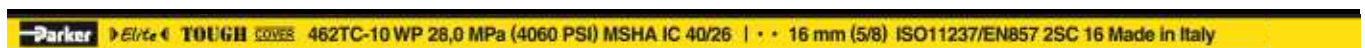
Part Number	Hose I.D.				Hose O.D. mm	Pressure Rating				min. bend radius mm	weight kg
	DN	Inch	Size	mm		max. working pressure		min. burst pressure			
						MPa	psi	MPa	psi		
462TC-4	6	1/4	-4	6.4	13.4	42.5	6160	170.0	24640	75	0.30
462TC-5	8	5/16	-5	7.9	15.0	40.0	5800	160.0	23200	85	0.35
462TC-6	10	3/8	-6	9.5	17.2	35.0	5075	140.0	20300	90	0.42
462TC-8	12	1/2	-8	12.7	20.4	31.0	4495	124.0	17980	130	0.52
462TC-10	16	5/8	-10	15.9	23.9	28.0	4060	112.0	16240	160	0.66
462TC-12	19	3/4	-12	19.1	27.7	28.0	4060	112.0	16240	195	0.86
462TC-16	25	1	-16	25.4	35.4	21.0	3045	84.0	12180	250	1.17
462TC-20 *	31	1 1/4	-20	31.8	45.1	17.2	2495	68.8	9980	335	1.80
462TC-24 *	38	1 1/2	-24	38.1	52.0	14.6	2118	58.4	8472	400	2.20
462TC-32 *	51	2	-32	50.8	64.0	11.2	1624	44.8	6496	500	2.90
462TC-40 **	63	2 1/2	-40	63.5	76.0	7.0	1015	28.0	4060	760	3.00
462TC-48 **	76	3	-48	76.2	87.5	7.0	1015	28.0	4060	760	3.30

Part Number without a suffix: the hose cover has a smooth appearance. Part Number with a suffix (WR): the hose cover has a wrapped appearance. The combination of high temperature and high pressure could reduce the hose life.

* Size -20 up to -32 only with fitting series 48

** Size -40 up to -48 only with 2piece fitting series 48

Hose layline example



463

No-Skive Compact

High pressure water cleaning applications



- 2 wire *No-Skive* Compact design
- For water up to +120 °C constant temperature

Primary Applications

High pressure water cleaners

Construction

Tube: Synthetic rubber
Reinforcement: Two high-tensile steel wire braids
Cover: Synthetic rubber in black or blue colour

Temperature Range water max. +120 °C

Fitting Series



Part Number	Hose I.D.				Hose O.D. mm	Pressure Rating				min. bend radius mm	weight kg
	DN	Inch	Size	mm		max. working pressure		min. burst pressure			
						MPa	psi	MPa	psi		
463-5	8	5/16	-5	7.9	15.0	40.0	5800	120.0	17400	75	0.31
463-5-BLU	8	5/16	-5	7.9	15.0	40.0	5800	120.0	17400	75	0.31
463-6	10	3/8	-6	9.5	17.4	40.0	5800	120.0	17400	90	0.38
463-6-BLU	10	3/8	-6	9.5	17.4	40.0	5800	120.0	17400	90	0.38
463-8	12	1/2	-8	12.7	20.6	35.0	5075	105.0	15225	110	0.48
463-8-BLU	12	1/2	-8	12.7	20.6	35.0	5075	105.0	15225	110	0.48

WKS rubber hand grip for No-Skive high pressure water cleaning hoses can be found on page Eb-17.
The combination of high temperature and high pressure could reduce the hose life.
Also available on reels under part number 463-xx-RL

Hose layline example



471TC / 472TC

No-Skive

EN 857 2SC – ISO 11237 Type 2SC

Primary Applications

Small bending radii demanding medium pressure hydraulic applications

Type Approvals

Details please find on pages **Ab-16** to **Ab-19**

Applicable Specifications

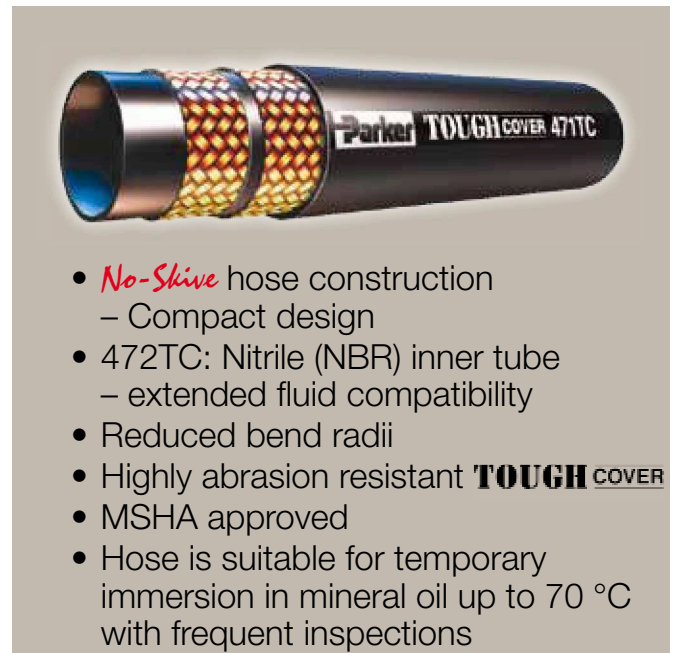
EN 857 2SC – ISO 11237 Type 2SC

Construction

Tube 471TC: Synthetic rubber
 Tube 472TC: Nitrile (NBR)
 Reinforcement: Two high-tensile steel wire braids
 Cover: MSHA approved synthetic rubber

Temperature Range -40 °C up to +100 °C

Exception: Air max. +70 °C
 Water max. +85 °C



- *No-Skive* hose construction – Compact design
- 472TC: Nitrile (NBR) inner tube – extended fluid compatibility
- Reduced bend radii
- Highly abrasion resistant **TOUGH COVER**
- MSHA approved
- Hose is suitable for temporary immersion in mineral oil up to 70 °C with frequent inspections

Recommended Fluids

Petroleum and water-glycol based fluids, lubricating oils, air and water. For air above 1.7 MPa, the hose cover must be pin-pricked.

Consult the chemical compatibility section on pages **Ab-24** to **Ab-32** for more detailed information.

Fitting Series



Part Number	Hose I.D.				Hose O.D. mm	Pressure Rating				min. bend radius mm	weight kg
	DN	Inch	Size	mm		max. working pressure		min. burst pressure			
						MPa	psi	MPa	psi		
471TC-4	6	1/4	-4	6.4	13	40.0	5800	160.0	23200	50	0.30
471TC-5	8	5/16	-5	7.9	15	36.0	5250	144.0	21000	55	0.35
471TC-6	10	3/8	-6	9.5	17	35.0	5075	140.0	20000	65	0.42
471TC-8	12	1/2	-8	12.7	20	29.7	4250	119.0	17000	90	0.52
471TC-10	16	5/8	-10	15.9	24	25.0	3625	100.0	14500	100	0.66
471TC-12	19	3/4	-12	19.1	28	21.5	3125	86.0	12500	120	0.86
471TC-16	25	1	-16	25.4	35	17.5	2500	70.0	10000	150	1.17
472TC-20	31	1 1/4	-20	31.8	45	15.7	2250	63.0	9000	210	2.01
472TC-24	38	1 1/2	-24	38.1	51	12.5	1800	50.0	7200	250	2.16
472TC-32	51	2	-32	50.8	65	9.0	1300	36.0	5200	315	2.90

Replace the hose when any deformation or damages on the hose cover are visible. The combination of high temperature and high pressure could reduce the hose life.

Hose layline example

Parker TOUGH COVER 471TC-8 WP 29,7 MPa (4250 PSI) MSHA IC-40/26 — — . . . ISO11237/EN

477

Elite No-Skive PowerLift

2 wire braided

Primary Applications

For truck cranes and lifting equipment such as fork lift trucks, aerial lifts, cranes, telehandlers, lifting platforms.

Restrictions

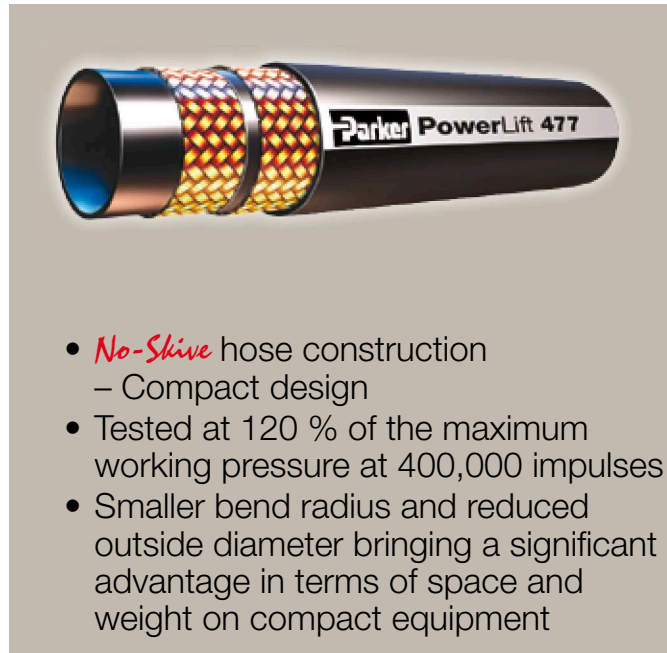
Should not be used for high impulse hydraulic applications to replace spiral construction hoses.

Construction

Tube: Nitrile (NBR)
Reinforcement: Two high-tensile steel wire braids
Cover: Synthetic rubber

Temperature Range -40 °C up to +100 °C

Exception: Air max. +70 °C
Water max. +85 °C



- *No-Skive* hose construction – Compact design
- Tested at 120 % of the maximum working pressure at 400,000 impulses
- Smaller bend radius and reduced outside diameter bringing a significant advantage in terms of space and weight on compact equipment

Recommended Fluids

Petroleum and water-glycol based fluids, lubricating oils, air and water. For air above 1.7 MPa, the hose cover must be pin-pricked.

Consult the chemical compatibility section on pages **Ab-24** to **Ab-32** for more detailed information.

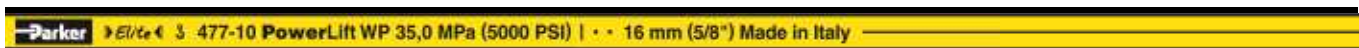
Fitting Series



Part Number	Hose I.D.				Hose O.D. mm	Pressure Rating				min. bend radius mm	weight kg
	DN	Inch	Size	mm		max. working pressure		min. burst pressure			
						MPa	psi	MPa	psi		
477-4	6	1/4	-4	6.4	13.1	45.0	6500	180.0	26000	65	0.32
477-5	8	5/16	-5	7.9	14.9	42.5	6100	170.0	24400	70	0.35
477-6	10	3/8	-6	9.5	17.2	40.0	5800	160.0	23200	75	0.42
477-8	12	1/2	-8	12.7	20.4	38.0	5500	152.0	22000	105	0.55
477-10	16	5/8	-10	15.9	23.4	35.0	5000	140.0	20000	160	0.65
477-12	19	3/4	-12	19.1	27.2	35.0	5000	140.0	20000	200	1.10
477-16	25	1	-16	25.4	34.8	25.0	3600	100.0	14400	250	1.30

The combination of high temperature and high pressure could reduce the hose life.

Hose layline example



477ST

Elite No-Skive PowerLift

2 wire braided

Primary Applications

For truck cranes and lifting equipment such as fork lift trucks, aerial lifts, cranes, telehandlers, lifting platforms.

Restrictions

Should not be used for high impulse hydraulic applications to replace spiral construction hoses.

Construction

Tube: Nitrile (NBR)
Reinforcement: Two high-tensile steel wire braids
Cover: Synthetic rubber
with a special polyethylene coating

Temperature Range -40 °C up to +100 °C

Exception: Air max. +70 °C
Water max. +85 °C



- **No-Skive** hose construction – Compact design
- Extreme abrasion resistant **SUPER TOUGH** cover
- Tested at 120 % of the maximum working pressure at 400,000 impulses
- Smaller bend radius and reduced outside diameter

Recommended Fluids

Petroleum and water-glycol based fluids, lubricating oils, air and water. For air above 1.7 MPa, the hose cover must be pin-pricked.

Consult the chemical compatibility section on pages **Ab-24** to **Ab-32** for more detailed information.

Fitting Series



Part Number	Hose I.D.				Hose O.D. mm	Pressure Rating				min. bend radius mm	weight kg
	DN	Inch	Size	mm		max. working pressure		min. burst pressure			
						MPa	psi	MPa	psi		
477ST-4	6	1/4	-4	6.4	13.1	45.0	6500	180.0	26000	75	0.30
477ST-5	8	5/16	-5	7.9	14.9	42.5	6100	170.0	24400	85	0.35
477ST-6	10	3/8	-6	9.5	17.2	40.0	5800	160.0	23200	90	0.42
477ST-8	12	1/2	-8	12.7	20.4	38.0	5500	152.0	22000	130	0.55
477ST-10	16	5/8	-10	15.9	23.4	35.0	5000	140.0	20000	250	0.65
477ST-12	19	3/4	-12	19.1	27.2	35.0	5000	140.0	20000	310	1.20
477ST-16	25	1	-16	25.4	34.8	25.0	3600	100.0	14400	250	1.30

The combination of high temperature and high pressure could reduce the hose life.

Hose layline example



492

Elite No-Skive Compact

EN 857 1SC – ISO 11237 Type 1SC

Primary Applications

Demanding medium pressure hydraulic applications

Type Approvals

Details please find on pages **Ab-16** to **Ab-19**

Applicable Specifications

EN 857 1SC – ISO 11237 Type 1SC

Construction

- Tube: Nitrile (NBR)
- Reinforcement: One high-tensile steel wire braid
- Cover: Synthetic rubber

Temperature Range -40 °C up to +100 °C

Exception: Air max. +70 °C

Water max. +85 °C



- **No-Skive** hose construction
– Compact design
- Nitrile (NBR) inner tube
– extended fluid compatibility
- Exceeding EN/ISO specifications for pressure, bend radius and abrasion resistance

Recommended Fluids

Petroleum and water-glycol based fluids, lubricating oils, air and water. For air above 1.7 MPa, the hose cover must be pin-pricked.

Consult the chemical compatibility section on pages **Ab-24** to **Ab-32** for more detailed information.

Fitting Series



Part Number	Hose I.D.				Hose O.D. mm	Pressure Rating				min. bend radius mm	weight kg
	DN	Inch	Size	mm		max. working pressure		min. burst pressure			
						MPa	psi	MPa	psi		
492-4	6	1/4	-4	6.4	11.5	28.0	4060	112.0	16240	75	0.18
492-5	8	5/16	-5	7.9	13.6	25.0	3625	100.0	14500	85	0.21
492-6	10	3/8	-6	9.5	15.5	22.5	3260	90.0	13050	90	0.25
492-8	12	1/2	-8	12.7	18.9	19.0	2755	76.0	11020	130	0.33
492-10	16	5/8	-10	15.9	22.2	15.0	2175	60.0	8700	150	0.41
492-12	19	3/4	-12	19.1	26.0	15.0	2175	60.0	8700	180	0.56
492-16	25	1	-16	25.4	33.3	11.0	1595	44.0	6380	230	0.75
492-20-WR	31	1 1/4	-20	31.8	40.0	7.5	1085	30.0	4350	335	0.93

Part Number without a suffix: the hose cover has a smooth appearance. Part Number with a suffix (WR): the hose cover has a wrapped appearance. The combination of high temperature and high pressure could reduce the hose life. Also available in reels up to size -16 under part number 492-xx-RL

Hose layline example



492ST

Elite No-Skive Super Tough Compact

EN 857 1SC – ISO 11237 Type 1SC



- *No-Skive* hose construction – Compact design
- Nitrile (NBR) inner tube – extended fluid compatibility
- Extreme abrasion resistant **SUPER TOUGH** cover
- Exceeding EN/ISO specifications for pressure, bend radius and abrasion resistance

Primary Applications

Mobile market: Medium pressure hydraulic applications with extremely high abrasion risks

Applicable Specifications

EN 857 1SC – ISO 11237 Type 1SC

Construction

Tube: Nitrile (NBR)
Reinforcement: One high-tensile steel wire braid
Cover: Synthetic rubber with a special polyethylene coating

Temperature Range -40 °C up to +100 °C

Exception: Air max. +70 °C
Water max. +85 °C

Recommended Fluids

Petroleum and water-glycol based fluids, lubricating oils, air and water. For air above 1.7 MPa, the hose cover must be pin-pricked.

Consult the chemical compatibility section on pages **Ab-24** to **Ab-32** for more detailed information.

Fitting Series



Part Number	Hose I.D.				Hose O.D. mm	Pressure Rating				min. bend radius mm	weight kg
	DN	Inch	Size	mm		max. working pressure		min. burst pressure			
						MPa	psi	MPa	psi		
492ST-4	6	1/4	-4	6.4	12.0	28.0	4000	112.0	16240	75	0.18
492ST-5	8	5/16	-5	7.9	13.6	25.0	3625	100.0	14500	85	0.21
492ST-6	10	3/8	-6	9.5	15.5	22.5	3260	90.0	13050	90	0.25
492ST-8	12	1/2	-8	12.7	18.9	19.0	2755	76.0	11020	130	0.33
492ST-10	16	5/8	-10	15.9	22.3	15.0	2175	60.0	8700	150	0.41
492ST-12	19	3/4	-12	19.1	26.0	15.0	2175	60.0	8700	180	0.56
492ST-16	25	1	-16	25.4	33.6	11.0	1595	44.0	6380	230	0.75
492ST-20	31	1 1/4	-20	31.8	40.0	7.5	1085	30.0	4350	335	0.93

The combination of high temperature and high pressure could reduce the hose life.

Hose layline example



493

No-Skive Compact

High pressure water cleaning applications



- One wire *No-Skive* construction
- For water up to +120 °C constant temperature

Primary Applications

High pressure water cleaners

Construction

Tube: Synthetic rubber
Reinforcement: One high-tensile steel wire braid
Cover: Synthetic rubber in black or blue colour

Temperature Range water max. +120 °C

Fitting Series



Part Number	Hose I.D.				Hose O.D. mm	Pressure Rating				min. bend radius mm	weight kg
	DN	Inch	Size	mm		max. working pressure		min. burst pressure			
						MPa	psi	MPa	psi		
493-4	6	1/4	-4	6.4	13.4	20.0	2898	60.0	8695	60	0.18
493-4-BLU	6	1/4	-4	6.4	13.4	20.0	2898	60.0	8695	60	0.18
493-5	8	5/16	-5	7.9	15.0	20.0	2898	60.0	8695	75	0.21
493-5-BLU	8	5/16	-5	7.9	15.0	20.0	2898	60.0	8695	75	0.21
493-6	10	3/8	-6	9.5	17.4	20.0	2898	60.0	8695	90	0.25
493-6-BLU	10	3/8	-6	9.5	17.4	20.0	2898	60.0	8695	90	0.25
493-8	12	1/2	-8	12.7	20.6	17.5	2536	52.5	7608	110	0.33
493-8-BLU	12	1/2	-8	12.7	20.6	17.5	2536	52.5	7608	110	0.33

WKS rubber hand grip for No-Skive high pressure water cleaning hoses can be found on page Eb-17.
The combination of high temperature and high pressure could reduce the hose life.
Also available on reels under part number 493-xx-RL

Hose layline example



692

No-Skive Compact

Constant pressure, tight bend radius

Primary Applications

Material handling:
General small bending radii hydraulic applications, ideal for over the sheave or reel applications.

Applicable Specifications

Parker specification

Construction

Tube: Nitrile (NBR)
Reinforcement: One or two high-tensile steel wire braids
Cover: Synthetic rubber

Temperature Range -40 °C up to +100 °C

Exception: Air max. +70 °C



- **No-Skive** hose construction – Compact design
- Nitrile (NBR) inner tube – extended fluid compatibility
- Constant working pressure of 21.0 MPa

Recommended Fluids

Petroleum and water-glycol based fluids, lubricating oils, air and water. For air above 1.7 MPa, the hose cover must be pin-pricked.

Consult the chemical compatibility section on pages **Ab-24** to **Ab-32** for more detailed information.

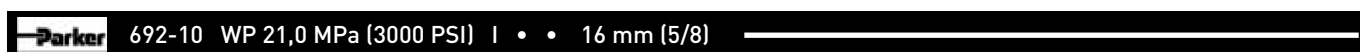
Fitting Series



Part Number	Hose I.D.				Hose O.D. mm	Pressure Rating				min. bend radius mm	weight kg
	DN	Inch	Size	mm		max. working pressure		min. burst pressure			
						MPa	psi	MPa	psi		
692-4	6	1/4	-4	6.4	11.5	21.0	3045	84.0	12180	40	0.18
692-5	8	5/16	-5	7.9	13.6	21.0	3045	84.0	12180	40	0.21
692-6	10	3/8	-6	9.5	15.5	21.0	3045	84.0	12180	40	0.25
692-8	12	1/2	-8	12.7	20.4	21.0	3045	84.0	12180	50	0.52
692-10	16	5/8	-10	15.9	23.9	21.0	3045	84.0	12180	60	0.66

The combination of high temperature and high pressure could reduce the hose life.

Hose layline example



692Twin

No-Skive Compact

Twin constant pressure, tight bend radius

Primary Applications

Lifting and material handling equipment:
General small bending radii hydraulic applications, ideal over the sheave or reel applications

Applicable Specifications

Parker specification

Construction

Tube: Nitrile (NBR)
Reinforcement: One or two high-tensile steel wire braids
Cover: Synthetic rubber

Temperature Range -40 °C up to +100 °C

Exception: Air max. +70 °C



- *No-Skive* hose construction
– Compact design
- Nitrile (NBR) inner tube
– extended fluid compatibility
- Constant working pressure of 21.0 MPa

Recommended Fluids

Petroleum and water-glycol based fluids, lubricating oils, air and water. For air above 1.7 MPa, the hose cover must be pin-pricked.

Consult the chemical compatibility section on pages **Ab-24** to **Ab-32** for more detailed information.

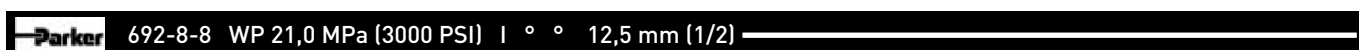
Fitting Series



Part Number	Hose I.D.				Hose O.D. mm	Pressure Rating				min. bend radius mm	weight kg
	DN	Inch	Size	mm		max. working pressure		min. burst pressure			
						MPa	psi	MPa	psi		
692-4-4	6	1/4	-4	6.4	25.8	21.0	3045	84.0	12180	40	0.34
692-5-5	8	5/16	-5	7.9	27.4	21.0	3045	84.0	12180	40	0.40
692-6-6	10	3/8	-6	9.5	31.2	21.0	3045	84.0	12180	40	0.48
692-8-8	12	1/2	-8	12.7	41.5	21.0	3045	84.0	12180	50	1.02
692-10-10	16	5/8	-10	15.9	48.7	21.0	3045	84.0	12180	60	1.30

The combination of high temperature and high pressure could reduce the hose life.

Hose layline example



811

No-Skive Suction and Return Line SAE 100R4



- *No-Skive* hose construction
- Helical wire to prevent collapse under vacuum
- Small bend radii

Primary Applications

All Markets: General applications

Type Approvals

Details please find on pages **Ab-16** to **Ab-19**

Construction

Tube: Synthetic rubber
Reinforcement: Two fibre spiral, one helical wire
Cover: Oil and weather resistant synthetic rubber

Recommended Fluids

Petroleum and water-glycol based fluids, lubricating oils, air and water.
Consult the chemical compatibility section on pages **Ab-24** to **Ab-32** for more detailed information.

Temperature Range -40 °C up to +100 °C

Exception: Air max. +70 °C
Water max. +85 °C

Fitting Series

Up to size - 32
For size -40 and -48 fittings series on request



Part Number	Hose I.D.				Hose O.D. mm	Pressure Rating				Vacuum* kPa	min. bend radius mm	weight kg
	DN	Inch	Size	mm		max. working pressure		min. burst pressure				
						MPa	psi	MPa	psi			
811-12	19	3/4	-12	19.1	30.0	2.1	300	8.3	1200	85	65	0.63
811-16	25	1	-16	25.4	38.0	1.7	250	6.9	1000	85	75	0.96
811-20	31	1 1/4	-20	31.8	45.0	1.4	200	5.5	800	85	100	1.22
811-24	38	1 1/2	-24	38.1	52.0	1.0	150	4.1	600	85	130	1.55
811-32	51	2	-32	50.8	64.0	0.7	100	2.8	400	85	150	1.87
811-40	63	2 1/2	-40	63.5	75.0	0.4	62	1.6	248	85	180	2.45
811-48	76	3	-48	76.2	90.0	0.4	62	1.6	248	85	230	3.20

*1 = the vacuum values listed in the table are vacuum pressure values in kPa. For an absolute value subtract the table value from 101 kPa.
** size -12 and size -16 = on Parkrimp 2 crimping press or adjustable crimpers only.
The combination of high temperature and high pressure could reduce the hose life.

Hose layline example

PARKER 811-12 SUCTION HOSE SAE 100R4-12 19 mm (3/4) 3Q81 ————— PARKER 811-12 SUC

811S

No-Skive Suction and Return Line

Exceeds SAE 100R4



- *No-Skive* hose construction
- Helical wire to prevent collapse under vacuum
- Small bend radii
- Isobaric 1.0 MPa for all sizes

Primary Applications

All Markets: General applications

Type Approvals

For size -64 and -80, details please find on pages **Ab-16** to **Ab-19**

Construction

Tube: Synthetic rubber
 Reinforcement: Two fibre spiral, one helical wire
 Cover: Oil and weather resistant synthetic rubber

Recommended Fluids

Petroleum and water-glycol based fluids, lubricating oils, air and water.

Consult the chemical compatibility section on pages **Ab-24** to **Ab-32** for more detailed information.

Temperature Range -40 °C up to +100 °C

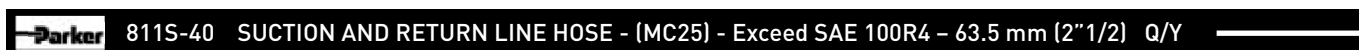
Exception: Air max. +70 °C
 Water max. +85 °C

Fitting Series

on request

Part Number	Hose I.D.		Hose O.D. mm ± 1.6	Pressure Rating				min. bend radius mm
	Size	mm		max. working pressure		min. burst pressure		
			MPa	psi	MPa	psi		
811S-32	-32	50.8	64.0	1.0	145	4.0	580	200
811S-40	-40	63.5	75.0	1.0	145	4.0	580	240
811S-48	-48	76.2	90.0	1.0	145	4.0	580	300
811S-56	-56	88.9	106.0	1.0	145	4.0	580	360
811S-64	-64	101.6	116.0	1.0	145	4.0	580	400
811S-80	-80	127.0	142.0	1.0	145	4.0	580	500
811S-96	-96	152.4	172.0	1.0	145	4.0	580	600

Hose layline example



881

No-Skive Suction and Return Line SAE 100R4



- *No-Skive* hose construction
- Helical wire to prevent collapse under vacuum
- Up to +121 °C working temperature
- MSHA approved

Primary Applications

All Markets: For high temperature applications
For general applications

Type Approvals

Details please find on pages **Ab-16** to **Ab-19**

Construction

Tube: Synthetic rubber
Reinforcement: Two fibre spiral, one helical wire
Cover: Synthetic rubber MSHA approved

Temperature Range -40 °C up to +121 °C

Exception: Air max. +70 °C
Water max. +85 °C

Recommended Fluids

Petroleum and water-glycol based fluids, lubricating oils, air and water.

Consult the chemical compatibility section on pages **Ab-24** to **Ab-32** for more detailed information.

Fitting Series

Series 43 for sizes -12, -16

Series 48 for sizes -20 up to -32

For size -40 fittings series on request



Part Number	Hose I.D.				Hose O.D. mm	Pressure Rating				Vacuum* kPa	min. bend radius mm	weight kg
	DN	Inch	Size	mm		max. working pressure		min. burst pressure				
						MPa	psi	MPa	psi			
881-12	19	3/4	-12	19.1	30.0	2.1	300	8.3	1200	95	130	0.74
881-16	25	1	-16	25.4	38.0	1.7	250	6.9	1000	95	150	0.89
881-20	31	1 1/4	-20	31.8	45.0	1.4	200	5.5	800	95	200	1.32
881-24	38	1 1/2	-24	38.1	52.0	1.0	150	4.1	600	95	250	1.65
881-32	51	2	-32	50.8	63.0	0.7	100	2.8	400	95	300	1.89
881-40	63	2 1/2	-40	63.5	75.0	0.4	62	1.6	248	95	355	2.71




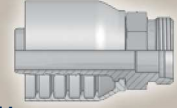




* the vacuum values listed in the table are vacuum pressure values in kPa. For an absolute value subtract the table value from 101kPa. The combination of high temperature and high pressure could reduce the hose life.

Hose layline example



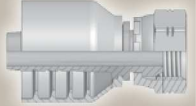






DIN – Metric

Page Cb-1 – Cb-4

<p>CA Cb-1 Female Metric 24° Light Series with O-Ring Swivel – Straight ISO 12151-2-SWS-L – DKOL</p> 	<p>CE Cb-1 Female Metric 24° Light Series with O-Ring Swivel – 45° Elbow ISO 12151-2-SWE 45°-L – DKOL 45°</p> 	<p>CF Cb-2 Female Metric 24° Light Series with O-Ring Swivel – 90° Elbow ISO 12151-2-SWE-L – DKOL 90°</p> 	<p>D0 Cb-2 Male Metric 24° Light Series – Rigid Straight ISO 12151-2-S-L – CEL</p> 
<p>C9 Cb-3 Female Metric 24° – Swivel Heavy Series with O-Ring Straight ISO 12151-2-SWS-S – DKOS</p> 	<p>0C Cb-3 Female Metric 24° – Swivel Heavy Series with O-Ring 45° Elbow ISO 12151-2 – SWE 45°-S – DKOS 45°</p> 	<p>1C Cb-4 Female Metric 24° – Swivel Heavy Series with O-Ring 90° Elbow ISO 12151-2-SWE-S – DKOS 90°</p> 	<p>D2 Cb-4 Male Metric 24° – Rigid Heavy Series – Straight ISO 12151-2-S-S – CES</p> 

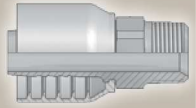

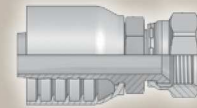
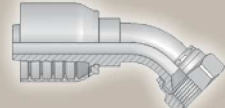

BSP

Page Cb-5 – Cb-8

<p>92 Cb-5 Female BSP Parallel Pipe Swivel – Straight (60° Cone) BS5200-A – DKR</p> 	<p>B1 Cb-5 Female BSP Parallel Pipe Swivel 45° Elbow (60° Cone) BS 5200-D – DKR 45°</p> 	<p>B2 Cb-6 Female BSP Parallel Pipe Swivel 90° Elbow (60° Cone) BS 5200-B – DKR 90°</p> 	<p>EA Cb-6 BSP Swivel Female with O-Ring (60° Cone) BS 5200 – ISO 12151-6 – DKOR</p> 
<p>EB Cb-7 BSP Swivel Female with O-Ring 45° Elbow (60° Cone) BS 5200 – ISO 12151-6 – DKOR 45°</p> 	<p>EC Cb-7 BSP Swivel Female with O-Ring 90° Elbow (60° Cone) BS 5200 – ISO 12151-6 – DKOR 90°</p> 	<p>D9 Cb-8 Male BSP Parallel Pipe Rigid – Straight (60° Cone) BS5200 – AGR</p> 	

SAE

Page Cb-9 – Cb-11


<p>01 Cb-9 Male NPTF Pipe Rigid – Straight SAE J476A / J516 – AGN</p> 	<p>03 Cb-9 Male JIC 37° – Rigid Straight ISO12151-5-S – AGJ</p> 	<p>06 Cb-10 Female JIC 37° – Swivel Straight ISO12151-5-SWS – DKJ</p> 	<p>37 Cb-10 Female JIC 37° – Swivel 45° Elbow ISO 12151-5-SWE 45° – DKJ 45°</p> 
<p>39/3W Cb-11 Female JIC 37° SAE 45° – Dual Flare Swivel Female 90° Elbow ISO 12151-5-SWES – DKJ 90°</p> 			

Flange

Page Cb-12 – Cb-14

15

Cb-12




**ISO 6162-1 Flange
Straight**

ISO 12151-3-S-L – SFL
(21.0 MPa/ 3000 psi)

17

Cb-12



**ISO 6162-1 Flange
45° Elbow**

ISO 12151-3 – E45 – L – SFL 45°
(21.0 MPa/ 3000 psi)

19

Cb-13

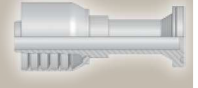


**ISO 6162-1 Flange
90° Elbow**

ISO 12151-3 – E – L – SFL 90°
(21.0 MPa/ 3000 psi)

6A

Cb-13




**ISO 6162-2 Flange
Straight**

ISO 12151-3-S-S – SFS
(42.0 MPa/ 6000 psi)

6N

Cb-14



**ISO 6162-2 Flange
90° Elbow**

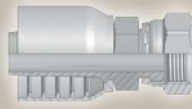
ISO 12151-3 – E-S – SFS 90°
(42.0 MPa/ 6000 psi)

ORFS

Page Cb-15 – Cb-17

JC

Cb-15

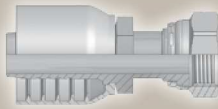


**Female ORFS
Swivel – Straight
Short**

ISO 12151-1 – SWSA SAE J516 – ORFS

JS

Cb-15



ORFS Swivel Female (Long)

ISO 12151-1-SWSB
SAE J516 – ORFS

J7

Cb-16



**Female ORFS – Swivel
45° Elbow**

ISO 12151-1 – SWE 45°
SAE J516 – ORFS 45°

J9

Cb-16

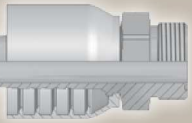


**Female ORFS – Swivel
90° Elbow – Short Drop**

ISO 12151-1 – SWES
SAE J516 – ORFS 90°

JM


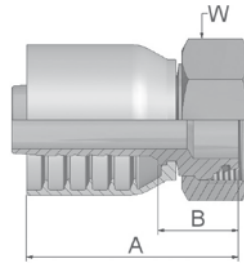
Cb-17



ORFS Male

ISO 12151-1-S – SAE J516


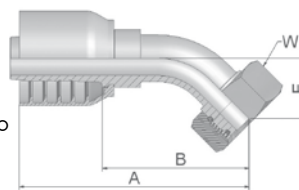
CA **Female Metric 24°
Light Series with O-Ring
Swivel – Straight**
ISO 12151-2-SWS-L – DKOL



Part Number	Hose I.D.				Thread metric	Tube O.D. mm	A mm	B mm	W mm
	DN	Inch	Size	mm					
1CA43-10-6	10	3/8	-6	9.5	M16x1.5	10	53	24	19
1CA43-12-6	10	3/8	-6	9.5	M18x1.5	12	49	19	22
1CA43-15-8	12	1/2	-8	12.7	M22x1.5	15	56	21	27
1CA43-18-10	16	5/8	-10	15.9	M26x1.5	18	61	22	32
1CA43-22-10	16	5/8	-10	15.9	M30x2	22	64	24	36
1CA43-18-12	19	3/4	-12	19.1	M26x1.5	18	65	26	32
1CA43-22-12	19	3/4	-12	19.1	M30x2	22	63	24	36
1CA43-28-16	25	1	-16	25.4	M36x2	28	78	33	41
1CA43-35-16	25	1	-16	25.4	M45x2	35	76	31	50

Hose fittings are delivered with ozone resistant Nitrile (NBR) O-ring as a standard version. Working temperature from -40 °C up to +105 °C.
Hose fittings with special O-rings (Viton or EPDM) available on request. O-ring dimensions and part-numbers see in section Eb.

CE **Female Metric 24°
Light Series with O-Ring
Swivel – 45° Elbow**
ISO 12151-2-SWE 45°-L – DKOL 45°



Part Number	Hose I.D.				Thread metric	Tube O.D. mm	A mm	B mm	E mm	W mm
	DN	Inch	Size	mm						
1CE43-12-6	10	3/8	-6	9.5	M18x1.5	12	69	39	19	22
1CE43-15-8	12	1/2	-8	12.7	M22x1.5	15	81	46	22	27
1CE43-18-10	16	5/8	-10	15.9	M26x1.5	18	89	49	23	32
1CE43-22-12	19	3/4	-12	19.1	M30x2	22	98	58	26	36
1CE43-28-16	25	1	-16	25.4	M36x2	28	127	80	34	41

Hose fittings are delivered with ozone resistant Nitrile (NBR) O-ring as a standard version. Working temperature from -40 °C up to +105 °C.
Hose fittings with special O-rings (Viton or EPDM) available on request. O-ring dimensions and part-numbers see in section Eb.

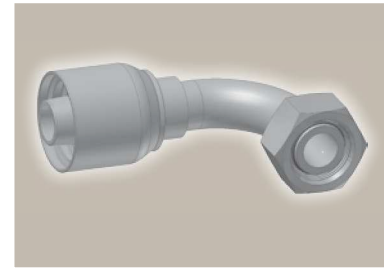
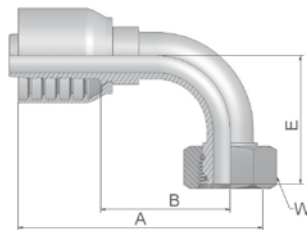
Approved **fitting series** for hose types:

Also available in stainless steel. Details can be found in CAT 4400.1/UK

43 304 351TC 421WC 424 601 722CLF 722TC 881

CF **Female Metric 24°
Light Series with O-Ring
Swivel – 90° Elbow**

ISO 12151-2-SWE-L – DKOL 90°

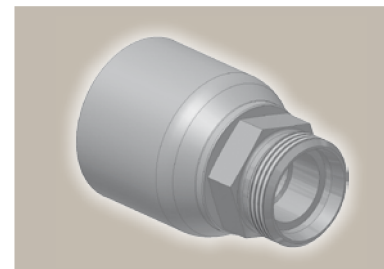
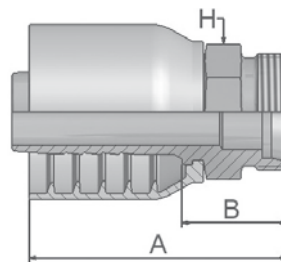


Part Number	Hose I.D.				Thread metric	Tube O.D. mm	A mm	B mm	E mm	W mm
	DN	Inch	Size	mm						
1CF43-12-6	10	3/8	-6	9.5	M18x1.5	12	64	35	36	22
1CF43-15-8	12	1/2	-8	12.7	M22x1.5	15	71	37	43	27
1CF43-18-10	16	5/8	-10	15.9	M26x1.5	18	81	41	45	32
1CF43-22-12	19	3/4	-12	19.1	M30x2	22	89	49	55	36
1CF43-28-16	25	1	-16	25.4	M36x2	28	114	68	73	41

Hose fittings are delivered with ozone resistant Nitrile (NBR) O-ring as a standard version. Working temperature from -40 °C up to +105 °C.
Hose fittings with special O-rings (Viton or EPDM) available on request. O-ring dimensions and part-numbers see in section Eb.

DO **Male Metric 24°
Light Series – Rigid
Straight**

ISO 12151-2-S-L – CEL



Part Number	Hose I.D.				Thread metric	Tube O.D. mm	A mm	B mm	H mm
	DN	Inch	Size	mm					
1D043-15-8	12	1/2	-8	12.7	M22x1.5	15	60	26	22
1D043-28-16	25	1	-16	25.4	M36x2	28	79	32	36


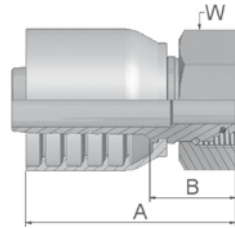
Approved **fitting series** for hose types:

Also available in stainless steel. Details can be found in CAT 4400.1/UK

43 304 351TC 421WC 424 601 722CLF 722TC 881

C9 Female Metric 24° – Swivel Heavy Series with O-Ring Straight

ISO 12151-2-SWS-S – DKOS


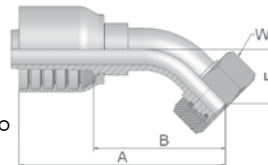


Part Number	Hose I.D.				Thread metric	Tube O.D. mm	A mm	B mm	W mm
	DN	Inch	Size	mm					
1C943-10-6	10	3/8	-6	9.5	M18x1.5	10	50	21	22
1C943-12-6	10	3/8	-6	9.5	M20x1.5	12	52	22	24
1C943-14-6	10	3/8	-6	9.5	M22x1.5	14	50	21	27
1C943-12-8	12	1/2	-8	12.7	M20x1.5	12	60	25	24
1C943-16-8	12	1/2	-8	12.7	M24x1.5	16	59	24	30
1C943-16-10	16	5/8	-10	15.9	M24x1.5	16	66	27	30
1C943-20-10	16	5/8	-10	15.9	M30x2	20	66	27	36
1C943-20-12	19	3/4	-12	19.1	M30x2	20	66	27	36
1C943-25-12	19	3/4	-12	19.1	M36x2	25	68	28	46
1C943-25-16	25	1	-16	25.4	M36x2	25	78	33	46
1C943-30-16	25	1	-16	25.4	M42x2	30	80	33	50

Hose fittings are delivered with ozone resistant Nitrile (NBR) O-ring as a standard version. Working temperature from -40 °C up to +105 °C. Hose fittings with special O-rings (Viton or EPDM) available on request. O-ring dimensions and part-numbers see in section Eb.

OC Female Metric 24° – Swivel Heavy Series with O-Ring 45° Elbow

ISO 12151-2 – SWE 45°-S – DKOS 45°



Part Number	Hose I.D.				Thread metric	Tube O.D. mm	A mm	B mm	E mm	W mm
	DN	Inch	Size	mm						
10C43-12-6	10	3/8	-6	9.5	M20x1.5	12	69	40	20	24
10C43-14-6	10	3/8	-6	9.5	M22x1.5	14	76	46	20	27
10C43-16-8	12	1/2	-8	12.7	M24x1.5	16	82	48	24	30
10C43-20-10	16	5/8	-10	15.9	M30x2	20	91	52	25	36
10C43-20-12	19	3/4	-12	19.1	M30x2	20	99	60	28	36
10C43-25-12	19	3/4	-12	19.1	M36x2	25	100	61	29	46
10C43-25-16	25	1	-16	25.4	M36x2	30	123	76	33	46
10C43-30-16	25	1	-16	25.4	M42x2	30	126	79	36	50

Hose fittings are delivered with ozone resistant Nitrile (NBR) O-ring as a standard version. Working temperature from -40 °C up to +105 °C. Hose fittings with special O-rings (Viton or EPDM) available on request. O-ring dimensions and part-numbers see in section Eb.

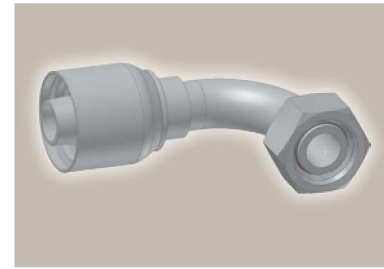
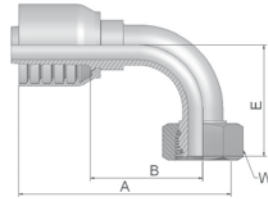
Approved **fitting series** for hose types:

Also available in stainless steel. Details can be found in CAT 4400.1/UK

43 304 351TC 421WC 424 601 722CLF 722TC 881

1C Female Metric 24° – Swivel Heavy Series with O-Ring 90° Elbow

ISO 12151-2-SWE-S – DKOS 90°


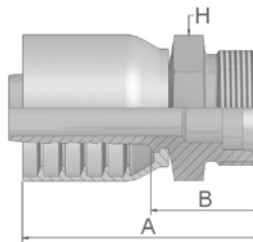


Part Number	Hose I.D.				Thread metric	Tube O.D. mm	A mm	B mm	E mm	W mm
	DN	Inch	Size	mm						
11C43-8-6	10	3/8	-6	9.5	M16x1.5	8	67	38	37	19
11C43-12-6	10	3/8	-6	9.5	M20x1.5	12	65	35	37	24
11C43-14-6	10	3/8	-6	9.5	M22x1.5	14	64	35	37	27
11C43-16-8	12	1/2	-8	12.7	M24x1.5	16	72	37	45	30
11C43-20-10	16	5/8	-10	15.9	M30x2	20	79	40	48	36
11C43-25-10	16	5/8	-10	15.9	M36x2	25	85	46	52	46
11C43-20-12	19	3/4	-12	19.1	M30x2	20	89	50	58	36
11C43-25-12	19	3/4	-12	19.1	M36x2	25	89	49	59	46
11C43-25-16	25	1	-16	25.4	M36x2	25	109	64	69	46
11C43-30-16	25	1	-16	25.4	M42x2	30	115	68	76	50

Hose fittings are delivered with ozone resistant Nitrile (NBR) O-ring as a standard version. Working temperature from -40 °C up to +105 °C. Hose fittings with special O-rings (Viton or EPDM) available on request. O-ring dimensions and part-numbers see in section Eb.

D2 Male Metric 24° – Rigid Heavy Series – Straight

ISO 12151-2-S-S – CES



Part Number	Hose I.D.				Thread metric	Tube O.D. mm	A mm	B mm	H mm
	DN	Inch	Size	mm					
1D243-12-6	10	3/8	-6	9.5	M20x1.5	12	55	26	22
1D243-14-6	10	3/8	-6	9.5	M22x1.5	14	55	25	22
1D243-16-8	12	1/2	-8	12.7	M24x1.5	16	62	28	24
1D243-20-10	16	5/8	-10	15.9	M30x2	20	72	33	30
1D243-20-12	19	3/4	-12	19.1	M30x2	20	72	33	30
1D243-25-12	19	3/4	-12	19.1	M36x2	25	74	35	36
1D243-30-16	25	1	-16	25.4	M42x2	30	85	40	46

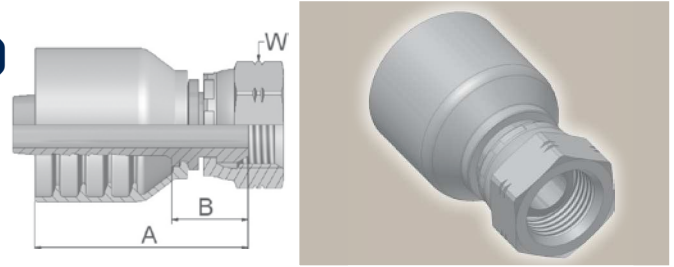
Approved **fitting series** for hose types:

Also available in stainless steel. Details can be found in CAT 4400.1/UK

43 304 351TC 421WC 424 601 722CLF 722TC 881

92 Female BSP Parallel Pipe Swivel – Straight (60° Cone)

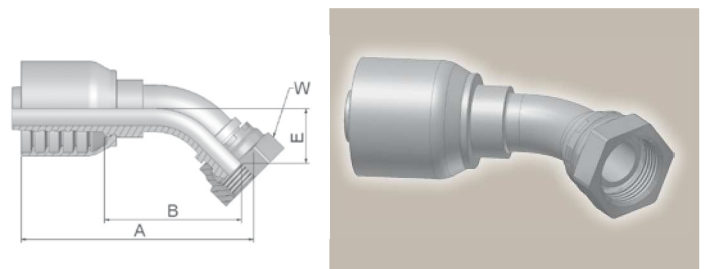
BS5200-A – DKR



Part Number	Hose I.D.				Thread BSP	A mm	B mm	W mm
	DN	Inch	Size	mm				
19243-6-6	10	3/8	-6	9.5	3/8x19	49	20	22
19243-8-6	10	3/8	-6	9.5	1/2x14	51	22	27
19243-8-8	12	1/2	-8	12.7	1/2x14	57	22	27
19243-10-8	12	1/2	-8	12.7	5/8x14	55	20	30
19243-10-10	16	5/8	-10	15.9	5/8x14	57	21	30
19243-12-10	16	5/8	-10	15.9	3/4x14	61	22	32
19243-12-12	19	3/4	-12	19.1	3/4x14	61	22	32
19243-16-16	25	1	-16	25.4	1x11	72	25	41

B1 Female BSP Parallel Pipe Swivel 45° Elbow (60° Cone)

BS 5200-D – DKR 45°



Part Number	Hose I.D.				Thread BSP	A mm	B mm	E mm	W mm
	DN	Inch	Size	mm					
1B143-6-6	10	3/8	-6	9.5	3/8x19	67	37	17	22
1B143-8-8	12	1/2	-8	12.7	1/2x14	79	45	20	27
1B143-10-10	16	5/8	-10	15.9	5/8x14	89	50	23	30
1B143-12-12	19	3/4	-12	19.1	3/4x14	96	57	25	32
1B143-16-16	25	1	-16	25.4	1x11	121	77	33	41


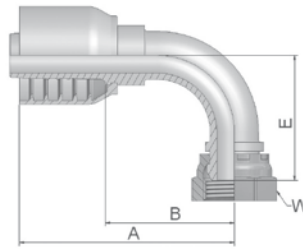
Approved **fitting series** for hose types:

Also available in stainless steel. Details can be found in CAT 4400.1/UK

43 304 351TC 421WC 424 601 722CLF 722TC 881

B2 Female BSP Parallel Pipe Swivel 90° Elbow (60° Cone)


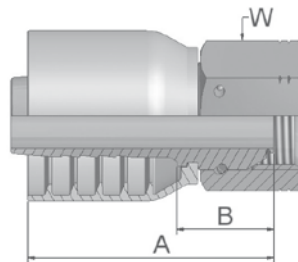
BS 5200-B – DKR 90°



Part Number	Hose I.D.				Thread BSP	A mm	B mm	E mm	W mm
	DN	Inch	Size	mm					
1B243-6-6	10	3/8	-6	9.5	3/8x19	66	37	33	22
1B243-8-6	10	3/8	-6	9.5	1/2x14	66	37	35	27
1B243-8-8	12	1/2	-8	12.7	1/2x14	74	39	40	27
1B243-10-10	16	5/8	-10	15.9	5/8x14	81	41	46	30
1B243-12-10	16	5/8	-10	15.9	3/4x14	82	43	45	32
1B243-12-12	19	3/4	-12	19.1	3/4x14	89	50	53	32
1B243-16-16	25	1	-16	25.4	1x11	116	69	69	41

EA BSP Swivel Female with O-Ring (60° Cone)

BS 5200 – ISO 12151-6 – DKOR



Part Number	Hose I.D.				Thread BSP	A mm	B mm	W mm
	DN	Inch	Size	mm				
1EA43-8-8	12	1/2	-8	12.7	1/2x14	56	21	27
1EA43-10-10	16	5/8	-10	15.9	5/8x14	61	21.5	30
1EA43-12-12	19	3/4	-12	19.1	3/4x14	63	23	32
1EA43-16-16	25	1	-16	25.4	1x11	77	31	41
1EA43-20-20	31	1 1/4	-20	31.8	1 1/4x11	78	31	50

Hose fittings are delivered with ozone resistant Nitrile (NBR) O-ring as a standard version. Working temperature from -40 °C up to +105 °C.
Hose fittings with special O-rings (Viton or EPDM) available on request. O-ring dimensions and part-numbers see in section Eb.


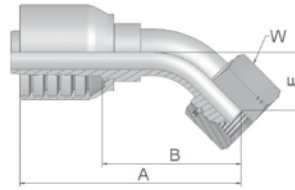
Approved **fitting series** for hose types:

Also available in stainless steel. Details can be found in CAT 4400.1/UK

43 304 351TC 421WC 424 601 722CLF 722TC 881

EB BSP Swivel Female with O-Ring 45° Elbow (60° Cone)

BS 5200 – ISO 12151-6 – DKOR 45°


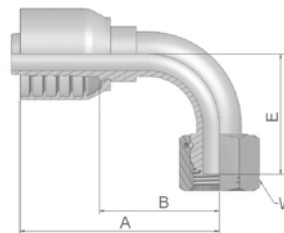


Part Number	Hose I.D.				Thread BSP	A mm	B mm	E mm	W mm
	DN	Inch	Size	mm					
1EB43-4-4	6	1/4	-4	6.4	1/4x19	59	36	16	19
1EB43-6-6	10	3/8	-6	9.5	3/8x19	73	44	18	22
1EB43-8-8	12	1/2	-8	12.7	1/2x14	79	44	20	27
1EB43-10-10	16	5/8	-10	15.9	5/8	85	49	22	30
1EB43-20-20	31	1 1/4	-20	31.8	1 1/4x11	138	91	35	50

Hose fittings are delivered with ozone resistant Nitrile (NBR) O-ring as a standard version. Working temperature from -40 °C up to +105 °C.
Hose fittings with special O-rings (Viton or EPDM) available on request. O-ring dimensions and part-numbers see in section Eb.

EC BSP Swivel Female with O-Ring 90° Elbow (60° Cone)

BS 5200 – ISO 12151-6 – DKOR 90°



Part Number	Hose I.D.				Thread BSP	A mm	B mm	E mm	W mm
	DN	Inch	Size	mm					
1EC43-4-4	6	1/4	-4	6.4	1/4x19	50	27	28	19
1EC43-6-4	6	1/4	-4	6.4	3/8x19	51	28	27	22
1EC43-6-6	10	3/8	-6	9.5	3/8x19	64	35	34	22
1EC43-8-8	12	1/2	-8	12.7	1/2x14	71	36	40	27
1EC43-10-10	16	5/8	-10	15.9	5/8	80	43	44	30
1EC43-12-12	19	3/4	-12	19.1	3/4x14	89	49	55	32
1EC43-16-16	25	1	-16	25.4	1x11	115	68	71	41
1EC43-20-20	31	1 1/4	-20	31.8	1 1/4x11	129	82	75	50


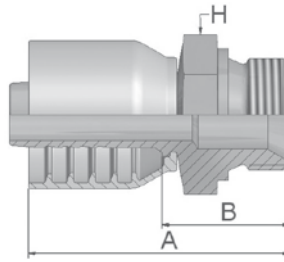
Hose fittings are delivered with ozone resistant Nitrile (NBR) O-ring as a standard version. Working temperature from -40 °C up to +105 °C.
Hose fittings with special O-rings (Viton or EPDM) available on request. O-ring dimensions and part-numbers see in section Eb.

Approved **fitting series** for hose types:

Also available in stainless steel. Details can be found in CAT 4400.1/UK

43 304 351TC 421WC 424 601 722CLF 722TC 881

D9 **Male BSP Parallel Pipe
Rigid – Straight (60° Cone)**
BS5200 – AGR



Part Number	Hose I.D.				Thread BSP	A mm	B mm	H mm
	DN	Inch	Size	mm				
1D943-2-4	6	1/4	-4	6.4	1/8x28	46	22	14
1D943-4-4	6	1/4	-4	6.4	1/4x19	49	27	19
1D943-6-6	10	3/8	-6	9.5	3/8x19	57	28	22
1D943-8-6	10	3/8	-6	9.5	1/2x14	60	31	27
1D943-8-8	12	1/2	-8	12.7	1/2x14	64	30	27
1D943-10-10	16	5/8	-10	15.9	5/8x14	75	36	30
1D943-12-10	16	5/8	-10	15.9	3/4x14	72	35	32
1D943-12-12	19	3/4	-12	19.1	3/4x14	72	33	32
1D943-16-12	19	3/4	-12	19.1	1x11	77	38	41
1D943-16-16	25	1	-16	25.4	1x11	85	40	41

Approved **fitting series** for hose types:

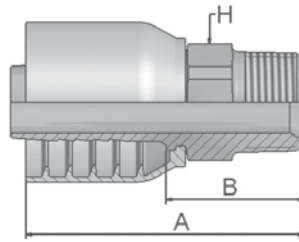
Also available in stainless steel. Details can be found in CAT 4400.1/UK

43 304 351TC 421WC 424 601 722CLF 722TC 881

01

Male NPTF Pipe Rigid – Straight

SAE J476A/ J516 – AGN


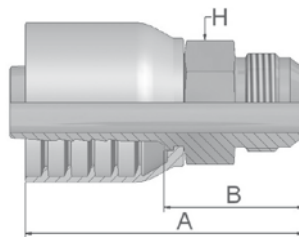


Part Number	Hose I.D.				Thread NPTF	A mm	B mm	H mm
	DN	Inch	Size	mm				
10143-6-6-SM	10	3/8	-6	9.5	3/8x18	60	31	19
10143-8-6-SM	10	3/8	-6	9.5	1/2x14	61	32	22
10143-12-12-SM	19	3/4	-12	19.1	3/4x14	79	39	27

03

Male JIC 37° – Rigid Straight

ISO12151-5-S – AGJ



Part Number	Hose I.D.				Thread UNF	A mm	B mm	H mm
	DN	Inch	Size	mm				
10343-6-6-SM	10	3/8	-6	9.5	9/16x18	60	31	19
10343-8-6-SM	10	3/8	-6	9.5	3/4x16	59	29	19
10343-10-8-SM	12	1/2	-8	12.7	7/8x14	67	32	24
10343-12-8-SM	12	1/2	-8	12.7	1 1/16x12	71	36	27
10343-12-10-SM	16	5/8	-10	15.9	1 1/16x12	75	36	27
10343-16-16-SM	25	1	-16	25.4	1 5/16x12	94	47	36

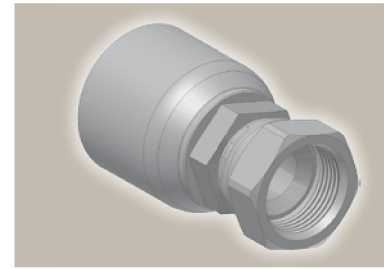
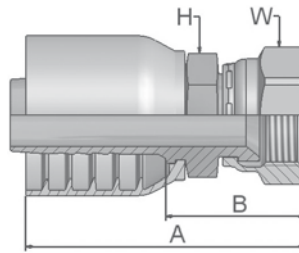
Approved **fitting series** for hose types:

Also available in stainless steel. Details can be found in CAT 4400.1/UK

43 304 351TC 421WC 424 601 722CLF 722TC 881

06 Female JIC 37° – Swivel Straight

ISO12151-5-SWS – DKJ


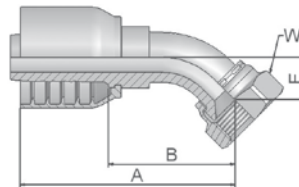


Part Number	Hose I.D.				Thread UNF	A mm	B mm	H		W	
	DN	Inch	Size	mm				mm	Inch	mm	Inch
10643-6-6-SM	10	3/8	-6	9.5	9/16x18	58	29	17		19	
10643-8-6-SM	10	3/8	-6	9.5	3/4x16	61	32	19		22	
10643-8-8*	12	1/2	-8	12.7	3/4x16	66	34	13/16		7/8	
10643-10-8-SM	12	1/2	-8	12.7	7/8x14	72	38	22		27	
10643-10-10*	16	5/8	-10	15.9	7/8x14	73	38	15/16		1	
10643-12-10-SM	16	5/8	-10	15.9	1 1/16x12	78	41	27		32	
10643-12-12-SM	19	3/4	-12	19.1	1 1/16x12	80	41	27		32	
10643-14-12-SM	19	3/4	-12	19.1	1 3/16x12	81	42	32		36	
10643-16-12-SM	19	3/4	-12	19.1	1 5/16x12	84	45	32		41	
10643-12-16-SM	25	1	-16	25.4	1 1/16x12	89	44	36		32	
10643-16-16-SM	25	1	-16	25.4	1 5/16x12	94	47	36		41	

* These fittings contain a dual seat that accepts both JIC (37°) and SAE (45°) male configurations.

37 Female JIC 37° – Swivel 45° Elbow

ISO 12151-5-SWE 45° – DKJ 45°



Part Number	Hose I.D.				Thread UNF	A mm	B mm	E mm	W mm
	DN	Inch	Size	mm					
13743-6-6-SM	10	3/8	-6	9.5	9/16x18	60	31	10	19
13743-8-8-SM*	12	1/2	-8	12.7	3/4x16	73	38	14	22
13743-10-10-SM*	16	5/8	-10	15.9	7/8x14	83	44	17	27
13743-12-10-SM	16	5/8	-10	15.9	1 1/16x12	88	48	21	32
13743-12-12-SM	19	3/4	-12	19.1	1 1/16x12	93	54	22	32
13743-16-12-SM	19	3/4	-12	19.1	1 5/16x12	95	56	24	41
13743-16-16-SM	25	1	-16	25.4	1 5/16x12	111	66	24	41


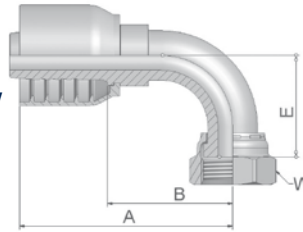
* These fittings contain a dual seat that accepts both JIC (37°) and SAE (45°) male configurations.

Approved **fitting series** for hose types:

Also available in stainless steel. Details can be found in CAT 4400.1/UK

43 304 351TC 421WC 424 601 722CLF 722TC 881

39/3W Female JIC 37°
SAE 45° – Dual Flare
Swivel Female 90° Elbow
ISO 12151-5-SWES – DKJ 90°



Part Number	Hose I.D.				Thread UNF	A mm	B mm	E mm	W	
	DN	Inch	Size	mm					mm	Inch
13943-6-6-SM	10	3/8	-6	9.5	9/16x18	57	28	23	19	
13W43-8-6-SM	10	3/8	-6	9.5	3/4x16	64	35	29	22	
13943-10-8-SM*	12	1/2	-8	12.7	7/8x14	74	39	32	27	
13943-10-10*	16	5/8	-10	15.9	7/8x14	80	40	37	1	
13W43-10-10-SM*	16	5/8	-10	15.9	7/8x14	80	40	33	27	
13943-12-12-SM	19	3/4	-12	19.1	1 1/16x12	89	50	48	32	
13943-16-12-SM	19	3/4	-12	19.1	1 5/16x12	89	50	51	41	
13943-16-16-SM	25	1	-16	25.4	1 5/16x12	109	64	55	41	

* These fittings contain a dual seat that accepts both JIC (37°) and SAE (45°) male configurations.

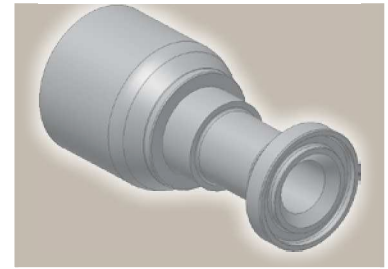
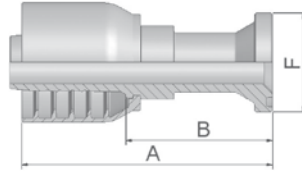
Approved **fitting series** for hose types:

Also available in stainless steel. Details can be found in CAT 4400.1/UK

43 304 351TC 421WC 424 601 722CLF 722TC 881

15 ISO 6162-1 Flange Straight

ISO 12151-3-S-L – SFL
(21.0 MPa/ 3000 psi)


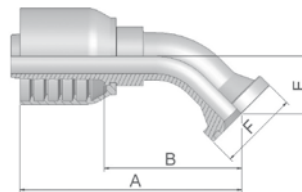


Part Number	Hose I.D.				Flange Inch	A mm	B mm	F mm
	DN	Inch	Size	mm				
11543-8-8	12	1/2	-8	12.7	1/2	89	54	30
11543-12-10	16	5/8	-10	15.9	3/4	69	30	38
11543-12-12	19	3/4	-12	19.1	3/4	98	59	38
11543-16-12	19	3/4	-12	19.1	1	70	31	45
11543-16-16	25	1	-16	25.4	1	108	63	45
11543-20-16	25	1	-16	25.4	1 1/4	82	36	51

To select corresponding half-flange and O-ring see section Eb.

17 ISO 6162-1 Flange 45° Elbow

ISO 12151-3 – E45 – L – SFL 45°
(21.0 MPa/ 3000 psi)



Part Number	Hose I.D.				Flange Inch	A mm	B mm	E mm	F mm
	DN	Inch	Size	mm					
11743-8-8	12	1/2	-8	12.7	1/2	79	44	20	30
11743-12-10	16	5/8	-10	15.9	3/4	96	57	26	38
11743-12-12	19	3/4	-12	19.1	3/4	98	58	26	38
11743-16-16	25	1	-16	25.4	1	119	73	27	45
11743-20-16	25	1	-16	25.4	1 1/4	121	76	32	51

To select corresponding half-flange and O-ring see section Eb.

Approved **fitting series** for hose types:

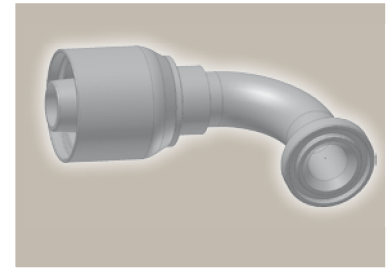
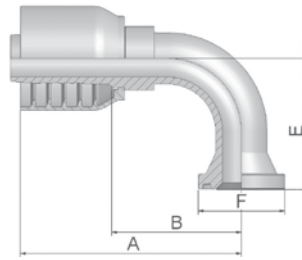
Also available in stainless steel. Details can be found in CAT 4400.1/UK

43 304 351TC 421WC 424 601 722CLF 722TC 881

19

ISO 6162-1 Flange 90° Elbow

ISO 12151-3 – E–L – SFL 90°
(21.0 MPa/ 3000 psi)



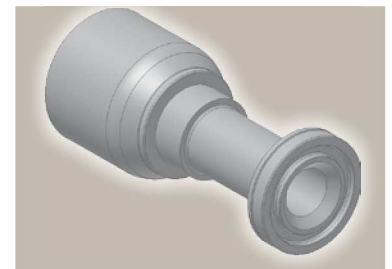
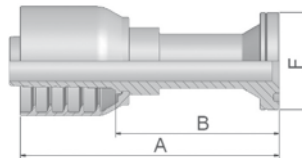
Part Number	Hose I.D.				Flange Inch	A mm	B mm	E mm	F mm
	DN	Inch	Size	mm					
11943-8-8	12	1/2	-8	12.7	1/2	75	40	41	30
11943-12-12	19	3/4	-12	19.1	3/4	89	50	58	38
11943-16-12	19	3/4	-12	19.1	1	90	50	58	45

To select corresponding half-flange and O-ring see section Eb.

6A

ISO 6162-2 Flange Straight

ISO 12151-3-S-S – SFS
(42.0 MPa/ 6000 psi)



Part Number	Hose I.D.				Flange Inch	A mm	B mm	F mm
	DN	Inch	Size	mm				
16A43-12-12	19	3/4	-12	19.1	3/4	105	66	41
16A43-16-16	25	1	-16	25.4	1	127	82	48

To select corresponding half-flange and O-ring see section Eb.

Approved **fitting series** for hose types:

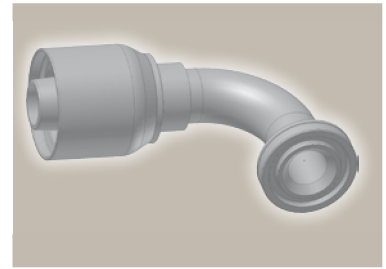
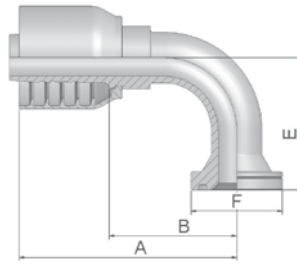
Also available in stainless steel. Details can be found in CAT 4400.1/UK



43 304 351TC 421WC 424 601 722CLF 722TC 881

6N

**ISO 6162-2 Flange
90° Elbow**

ISO 12151-3 – E-S – SFS 90°
(42.0 MPa/ 6000 psi)



Part Number	 Hose I.D.				 Flange	A	B	E	F
	DN	Inch	Size	mm	Inch	mm	mm	mm	mm
16N43-12-12	19	3/4	-12	19.1	3/4	98	58	54	41
16N43-16-16	25	1	-16	25.4	1	111	64	70	48

To select corresponding half-flange and O-ring see section Eb.

Approved **fitting series** for hose types:

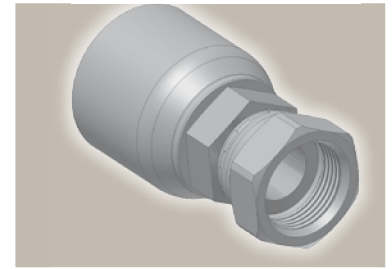
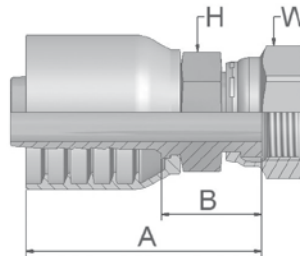
Also available in stainless steel. Details can be found in CAT 4400.1/UK

43 304 | 351TC | 421WC | 424 | 601 | 722CLF | 722TC | 881

JC

Female ORFS Swivel – Straight Short

ISO 12151-1 – SWSA
SAE J516 – ORFS

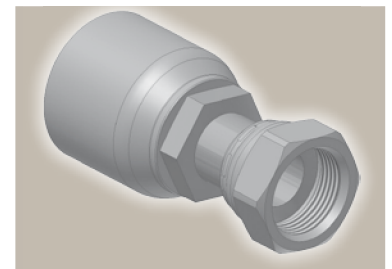
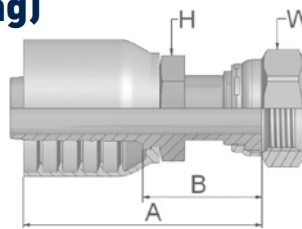


Part Number	Hose I.D.				Thread UNF	A mm	B mm	H mm	W mm
	DN	Inch	Size	mm					
1JC43-6-6-SM	10	3/8	-6	9.5	11/16x16	49	20	19	22
1JC43-8-8-SM	12	1/2	-8	12.7	13/16x16	56	22	22	24
1JC43-10-8-SM	12	1/2	-8	12.7	1x14	58	24	24	30
1JC43-10-10-SM	16	5/8	-10	15.9	1x14	64	24	24	30
1JC43-12-12-SM	19	3/4	-12	19.1	1 3/16x12	68	29	32	36
1JC43-16-12-SM	19	3/4	-12	19.1	1 7/16x12	72	33	36	41
1JC43-16-16-SM	25	1	-16	25.4	1 7/16x12	80	35	36	41

JS

ORFS Swivel Female (Long)

ISO 12151-1-SWSB
SAE J516 – ORFS



Part Number	Hose I.D.				Thread UNF	A mm	B mm	H mm Inch	W mm Inch
	DN	Inch	Size	mm					
1JS43-10-10-SM	16	5/8	-10	15.9	1x14	79	39	24	15/16


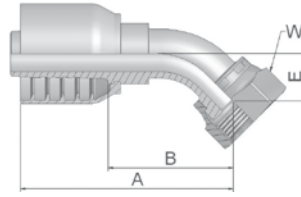
Approved fitting series for hose types:

Also available in stainless steel. Details can be found in CAT 4400.1/UK

43 304 351TC 421WC 424 601 722CLF 722TC 881

J7 Female ORFS – Swivel 45° Elbow


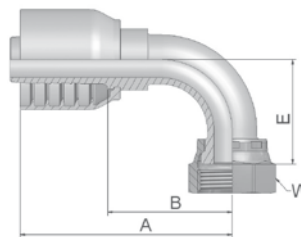
ISO 12151-1 – SWE 45°
SAE J516 – ORFS 45°



Part Number	Hose I.D.				Thread UNF	A mm	B mm	E mm	W mm
	DN	Inch	Size	mm					
1J743-8-6-SM	10	3/8	-6	9.5	13/16x16	64	35	15	24
1J743-8-8-SM	12	1/2	-8	12.7	13/16x16	72	37	15	24
1J743-10-10-SM	16	5/8	-10	15.9	1x14	83	44	16	30
1J743-12-12-SM	19	3/4	-12	19.1	1 3/16x12	92	53	21	36
1J743-16-16-SM	25	1	-16	25.4	1 7/16x12	113	66	24	41

J9 Female ORFS – Swivel 90° Elbow – Short Drop

ISO 12151-1 – SWES
SAE J516 – ORFS 90°



Part Number	Hose I.D.				Thread UNF	A mm	B mm	E mm	W mm
	DN	Inch	Size	mm					
1J943-6-6-SM	10	3/8	-6	9.5	11/16x16	58	29	23	22
1J943-8-6-SM	10	3/8	-6	9.5	13/16x16	58	29	29	24
1J943-8-8-SM	12	1/2	-8	12.7	13/16x16	70	35	29	24
1J943-10-8-SM	12	1/2	-8	12.7	1x14	73	38	32	30
1J943-10-10-SM	16	5/8	-10	15.9	1x14	78	39	33	30
1J943-12-10-SM	16	5/8	-10	15.9	1 3/16x12	86	50	48	36
1J943-12-12-SM	19	3/4	-12	19.1	1 3/16x12	89	49	48	36
1J943-16-16-SM	25	1	-16	25.4	1 7/16x12	111	64	56	41

Approved **fitting series** for hose types:


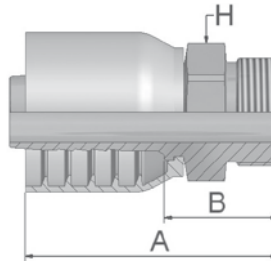
Also available in stainless steel. Details can be found in CAT 4400.1/UK

43 304 351TC 421WC 424 601 722CLF 722TC 881

JM

ORFS Male

ISO 12151-1-S – SAE J516



Part Number	Hose I.D.				Thread UNF	A mm	B mm	H mm
	DN	Inch	Size	mm				
1JM43-8-6-SM	10	3/8	-6	9.5	13/16x16	56	27	22
1JM43-8-8-SM	12	1/2	-8	12.7	13/16x16	62	27	22
1JM43-10-8-SM	12	1/2	-8	12.7	1x14	67	32	27
1JM43-10-10-SM	16	5/8	-10	15.9	1x14	71	32	27
1JM43-16-16-SM	25	1	-16	25.4	1 7/16x12	84	39	41

To select corresponding O-ring see section Eb.

Approved **fitting series** for hose types:

Also available in stainless steel. Details can be found in CAT 4400.1/UK

43 304 351TC 421WC 424 601 722CLF 722TC 881




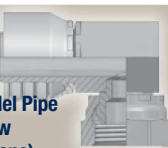


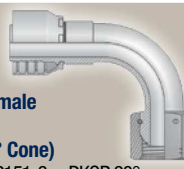



DIN – Metric

Page Cc-1 – Cc-11

<p>CA Cc-1</p>  <p>Female Metric 24° Light Series with O-Ring Swivel – Straight ISO 12151-2-SWS-L – DKOL</p>	<p>CE Cc-2</p>  <p>Female Metric 24° Light Series with O-Ring Swivel – 45° Elbow ISO 12151-2-SWE 45°-L – DKOL 45°</p>	<p>CF Cc-3</p>  <p>Female Metric 24° Light Series with O-Ring Swivel – 90° Elbow ISO 12151-2-SWE-L – DKOL 90°</p>	<p>DO Cc-4</p>  <p>Male Metric 24° Light Series – Rigid Straight ISO 12151-2-S-L – CEL</p>
<p>C3 Cc-5</p>  <p>Female Metric Light Series – Swivel Straight (Ball Nose for 24° or 60° Cone) DKL</p>	<p>C4 Cc-5</p>  <p>Female Metric Light Series – Swivel 45° Elbow (Ball Nose for 24° or 60° Cone) DKL 45°</p>	<p>C5 Cc-6</p>  <p>Female Metric Light Series – Swivel 90° Elbow (Ball Nose for 24° or 60° Cone) DKL 90°</p>	<p>C9 Cc-7</p>  <p>Female Metric 24° – Swivel Heavy Series with O-Ring Straight ISO 12151-2-SWS-S – DKOS</p>
<p>OC Cc-8</p>  <p>Female Metric 24° – Swivel Heavy Series with O-Ring 45° Elbow ISO 12151-2 – SWE 45°-S – DKOS 45°</p>	<p>1C Cc-9</p>  <p>Female Metric 24° – Swivel Heavy Series with O-Ring 90° Elbow ISO 12151-2-SWE-S – DKOS 90°</p>	<p>D2 Cc-10</p>  <p>Male Metric 24° – Rigid Heavy Series – Straight ISO 12151-2-S-S – CES</p>	<p>C6 Cc-11</p>  <p>Female Metric – Swivel Heavy Series – Straight (Ball Nose) DKS</p>
<p>49 Cc-11</p>  <p>Metric Banjo Straight DIN 7642</p>			


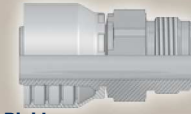

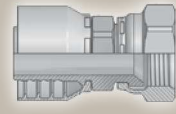
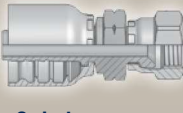
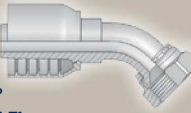
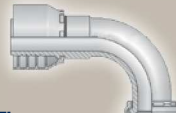

BSP

Page Cc-12 – Cc-20

<p>92 Cc-12</p>  <p>Female BSP Parallel Pipe Swivel – Straight (60° Cone) BS5200-A – DKR</p>	<p>B1 Cc-13</p>  <p>Female BSP Parallel Pipe Swivel 45° Elbow (60° Cone) BS 5200-D – DKR 45°</p>	<p>B2 Cc-14</p>  <p>Female BSP Parallel Pipe Swivel 90° Elbow (60° Cone) BS 5200-B – DKR 90°</p>	<p>B4 Cc-15</p>  <p>Female BSP Parallel Pipe Swivel – 90° Elbow Block Type (60° Cone) BS 5200-E – DKR 90°</p>
<p>EA Cc-16</p>  <p>BSP Swivel Female with O-Ring (60° Cone) BS 5200 – ISO 12151-6 – DKOR</p>	<p>EB Cc-17</p>  <p>BSP Swivel Female with O-Ring 45° Elbow (60° Cone) BS 5200 – ISO 12151-6 – DKOR 45°</p>	<p>EC Cc-18</p>  <p>BSP Swivel Female with O-Ring 90° Elbow (60° Cone) BS 5200 – ISO 12151-6 – DKOR 90°</p>	<p>D9 Cc-19</p>  <p>Male BSP Parallel Pipe Rigid – Straight (60° Cone) BS5200 – AGR</p>
<p>91 Cc-20</p>  <p>Male BSP Taper Pipe – Rigid Straight BS5200 – AGR-K</p>	<p>B5 Cc-20</p>  <p>Female BSP Parallel Pipe Swivel Straight (Flat Seat)</p>		







SAE

Page Cc-21 – Cc-28

<p>01 Cc-21</p>  <p>Male NPTF Pipe Rigid – Straight SAE J476A / J516 – AGN</p>	<p>03 Cc-22</p>  <p>Male JIC 37° – Rigid Straight ISO12151-5-S – AGJ</p>	<p>05 Cc-23</p>  <p>Male SAE Straight Thread with O-Ring – Rigid Straight ISO 11926 – SAE J516</p>	<p>06/68 Cc-24</p>  <p>Female – JIC 37° SAE 45° Dual Flare Swivel – Straight ISO12151-5-SWS – DKJ</p>
<p>08 Cc-25</p>  <p>Female SAE 45° – Swivel Straight SAE J516</p>	<p>37/3V Cc-26</p>  <p>Female JIC 37° SAE 45° – Dual Flare Swivel Female 45° Elbow ISO 12151-5-SWE 45° – DKJ 45°</p>	<p>39/3W Cc-27</p>  <p>Female JIC 37° SAE 45° – Dual Flare Swivel Female 90° Elbow ISO 12151-5-SWES – DKJ 90°</p>	<p>41/3Y Cc-28</p>  <p>Female JIC 37° / 45° Swivel Female 90° Elbow (Long) ISO 12151-5-SWEL – DKJ 90°L</p>

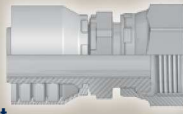





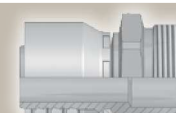
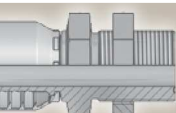
Flange

Page Cc-29 – Cc-33

<p>15 Cc-29</p>  <p>ISO 6162-1 Flange Straight ISO 12151-3-S-L – SFL (21.0 MPa/ 3000 psi)</p>	<p>17 Cc-30</p>  <p>ISO 6162-1 Flange 45° Elbow ISO 12151-3 – E45 – L – SFL 45° (21.0 MPa/ 3000 psi)</p>	<p>19 Cc-31</p>  <p>ISO 6162-1 Flange 90° Elbow ISO 12151-3 – E – L – SFL 90° (21.0 MPa/ 3000 psi)</p>	<p>6A Cc-32</p>  <p>ISO 6162-2 Flange Straight ISO 12151-3-S-S – SFS (42.0 MPa/ 6000 psi)</p>
<p>6F Cc-32</p>  <p>ISO 6162-2 Flange 45° Elbow – Heavy Series ISO 12151-3 – E45-S – SFS 45° (42.0 MPa/ 6000 psi)</p>	<p>6N Cc-33</p>  <p>ISO 6162-2 Flange 90° Elbow ISO 12151-3 – E-S – SFS 90° (42.0 MPa/ 6000 psi)</p>		

ORFS


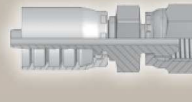
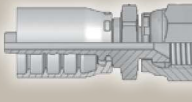
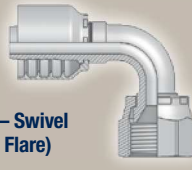
Page Cc-34 – Cc-39

<p>JC Cc-34</p>  <p>Female ORFS Swivel – Straight Short ISO 12151-1 – SWSA SAE J516 – ORFS</p>	<p>JS Cc-35</p>  <p>ORFS Swivel Female (Long) ISO 12151-1-SWSB SAE J516 – ORFS</p>	<p>J7 Cc-36</p>  <p>Female ORFS – Swivel 45° Elbow ISO 12151-1 – SWE 45° SAE J516 – ORFS 45°</p>	<p>J9 Cc-37</p>  <p>Female ORFS – Swivel 90° Elbow – Short Drop ISO 12151-1 – SWES SAE J516 – ORFS 90°</p>
<p>J1 Cc-38</p>  <p>Female ORFS – Swivel 90° Elbow – Long Drop ISO 12151-1 – SWEL SAE J516 – ORFS 90° L</p>	<p>J5 Cc-38</p>  <p>Female ORFS – Swivel 90° Elbow – Medium Drop ISO 12151-1 – SWEM – ORFS 90° M</p>	<p>JM Cc-39</p>  <p>ORFS Male ISO 12151-1-S – SAE J516</p>	<p>JD Cc-39</p>  <p>Male ORFS Bulkhead with Locknut Straight (with O-ring) ISO 12151-1 – SAE J516</p>

46/48 Series

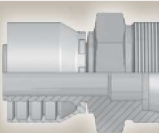


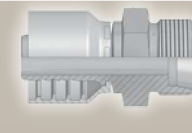

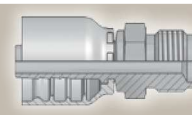
JIS

Page Cc-40 – Cc-41

<p>FU Cc-40</p>  <p>Female BSP Parallel Pipe Swivel – Straight (30° Flare) ISO 228-1 – JIS B8363 – GU1</p>	<p>GU Cc-40</p>  <p>Female BSP Parallel Pipe Swivel – Straight (60° Cone) ISO 228-1 – JIS B8363 – GU0</p>	<p>MU Cc-41</p>  <p>Female Metric – Swivel Straight (30° Flare) JIS B8363 – MU</p>	<p>MZ Cc-41</p>  <p>Female Metric – Swivel 90° Elbow (30° Flare) JIS B8363</p>
--	---	---	--

French Standard

Page Cc-42 – Cc-44

<p>FG Cc-42</p>  <p>Male French Gas Series Rigid – Straight (24° Cone)</p>	<p>F2 Cc-42</p>  <p>Female French Gas Series Swivel – 90° Elbow</p>	<p>F4 Cc-43</p>  <p>Female French Gas Series Swivel – Straight (Ball Nose)</p>	<p>F6 Cc-43</p>  <p>French Male Metric Series (24° Cone)</p>
<p>F9 Cc-44</p>  <p>French Female Metric Series Swivel – (Ball Nose)</p>	<p>FA Cc-44</p>  <p>Metric Male for Agriculture Valves</p>		

High Pressure Cleaning

Page Cc-45 – Cc-46

<p>CW Cc-45</p>  <p>Power Cleaner Connection</p>	<p>NW Cc-45</p>  <p>Female Kärcher Metric Cleaning Hose Fitting Swivel – Straight</p>	<p>PW Cc-46</p>  <p>Male Kärcher Metric Cleaning Hose Fitting Rigid – Straight</p>
--	---	---

Others

Page Cc-47 – Cc-48

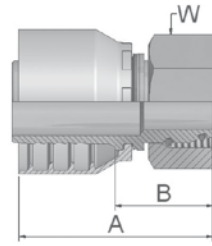
<p>XU Cc-47</p>  <p>Female Metric – Swivel Straight (30° Flare) JIS B8363</p>	<p>DK Cc-47</p>  <p>Male Metric L – Rigid Bulkhead with Locknut (24° Cone)</p>	<p>DX Cc-48</p>  <p>Female Metric Swivel (M27x2) O-Ring Light Series</p>
---	--	---

UPTC (Universal push-to-connect)

Page Cc-49 – Cc-50

<p>EN Cc-49</p>  <p>UPTC – Male Straight</p>	<p>EU Cc-49</p>  <p>UPTC – Male 45° Elbow</p>	<p>ET Cc-50</p>  <p>UPTC – Male 90° Elbow</p>
--	---	--

CA **Female Metric 24°
Light Series with O-Ring
Swivel – Straight**
ISO 12151-2-SWS-L – DKOL



Part Number		Hose I.D.				Thread	Tube	A	B	W
46 series	48 series	DN	Inch	Size	mm	metric	O.D. mm	mm	mm	mm
1CA46-6-4	1CA48-6-4	6	1/4	-4	6.4	M12x1.5	6	46	22	14
1CA46-8-4	1CA48-8-4	6	1/4	-4	6.4	M14x1.5	8	46	22	17
1CA46-10-4	1CA48-10-4	6	1/4	-4	6.4	M16x1.5	10	46	22	19
1CA46-12-4	1CA48-12-4	6	1/4	-4	6.4	M18x1.5	12	46	22	22
1CA46-8-5	1CA48-8-5	8	5/16	-5	7.9	M14x1.5	8	50	26	17
1CA46-10-5	1CA48-10-5	8	5/16	-5	7.9	M16x1.5	10	46	22	19
1CA46-12-5	1CA48-12-5	8	5/16	-5	7.9	M18x1.5	12	46	22	22
1CA46-8-6	1CA48-8-6	10	3/8	-6	9.5	M14x1.5	8	49	26	17
1CA46-10-6	1CA48-10-6	10	3/8	-6	9.5	M16x1.5	10	46	23	19
1CA46-12-6	1CA48-12-6	10	3/8	-6	9.5	M18x1.5	12	46	23	22
1CA46-15-6	1CA48-15-6	10	3/8	-6	9.5	M22x1.5	15	47	24	27
1CA46-18-6	1CA48-18-6	10	3/8	-6	9.5	M26x1.5	18	50	28	32
1CA46-12-8	1CA48-12-8	12	1/2	-8	12.7	M18x1.5	12	50	26	22
1CA46-15-8	1CA48-15-8	12	1/2	-8	12.7	M22x1.5	15	50	26	27
1CA46-18-8	1CA48-18-8	12	1/2	-8	12.7	M26x1.5	18	49	25	32
1CA46-15-10	1CA48-15-10	16	5/8	-10	15.9	M22x1.5	15	54	29	27
1CA46-18-10	1CA48-18-10	16	5/8	-10	15.9	M26x1.5	18	50	25	32
1CA46-22-10	1CA48-22-10	16	5/8	-10	15.9	M30x2	22	58	33	36
1CA46-18-12	1CA48-18-12	19	3/4	-12	19.1	M26x1.5	18	51	25	32
1CA46-22-12	1CA48-22-12	19	3/4	-12	19.1	M30x2	22	56	30	36
1CA46-28-12	1CA48-28-12	19	3/4	-12	19.1	M36x2	28	61	35	41
1CA46-22-16	1CA48-22-16	25	1	-16	25.4	M30x2	22	60	30	36
1CA46-28-16	1CA48-28-16	25	1	-16	25.4	M36x2	28	63	33	41
1CA46-35-16	1CA48-35-16	25	1	-16	25.4	M45x2	35	63	33	50
	1CA48-28-20	31	1 1/4	-20	31.8	M36x2	28	81	34	41
	1CA48-35-20	31	1 1/4	-20	31.8	M45x2	35	82	35	50
1CA46-35-20		31	1 1/4	-20	31.8	M45x2	35	69	31	50
	1CA48-42-20	31	1 1/4	-20	31.8	M52x2	42	82	35	60
	1CA48-35-24	38	1 1/2	-24	38.1	M45x2	35	75	37	50
	1CA48-42-24	38	1 1/2	-24	38.1	M52x2	42	77	39	60

Hose fittings are delivered with ozone resistant Nitrile (NBR) O-ring as a standard version. Working temperature from -40 °C up to +105 °C. Hose fittings with special O-rings (Viton or EPDM) available on request. O-ring dimensions and part-numbers see in section Eb.

46/48 Series

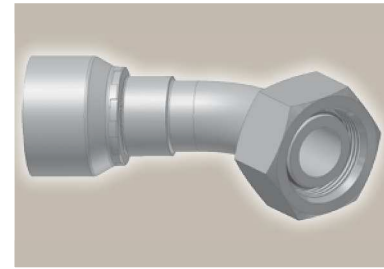
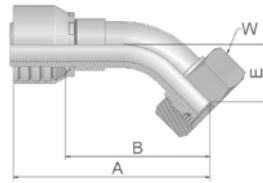
Approved fitting series for hose types:

Also available in stainless steel. Details can be found in CAT 4400.1/UK

46	or	48	441	441RH	461LT	462	462ST												
46	463	492	492ST	692	692TWIN														
48	301SN	301TC	302	304	421RH	421SN	422	426	436	451TC	462CLF	462TC	471TC	472TC	477	477ST	493	811	881

CE **Female Metric 24°
Light Series with O-Ring
Swivel – 45° Elbow**

ISO 12151-2-SWE 45°-L – DKOL 45°



Part Number		Hose I.D.				Thread	Tube	A	B	E	W
46 series	48 series	DN	Inch	Size	mm	metric	O.D. mm	mm	mm	mm	mm
1CE46-6-4	1CE48-6-4	6	1/4	-4	6.4	M12x1.5	6	70	45	19	14
1CE46-8-4	1CE48-8-4	6	1/4	-4	6.4	M14x1.5	8	59	35	16	17
1CE46-10-4	1CE48-10-4	6	1/4	-4	6.4	M16x1.5	10	59	35	16	19
1CE46-12-4	1CE48-12-4	6	1/4	-4	6.4	M18x1.5	12	59	36	16	22
1CE46-8-5	1CE48-8-5	8	5/16	-5	7.9	M14x1.5	8	64	40	19	17
1CE46-10-5	1CE48-10-5	8	5/16	-5	7.9	M16x1.5	10	67	43	15	19
1CE46-12-5	1CE48-12-5	8	5/16	-5	7.9	M18x1.5	12	61	37	16	22
1CE46-10-6	1CE48-10-6	10	3/8	-6	9.5	M16x1.5	10	68	45	20	19
1CE46-12-6	1CE48-12-6	10	3/8	-6	9.5	M18x1.5	12	68	45	19	22
1CE46-15-6	1CE48-15-6	10	3/8	-6	9.5	M22x1.5	15	68	45	19	27
1CE46-12-8	1CE48-12-8	12	1/2	-8	12.7	M18x1.5	12	74	51	23	22
1CE46-15-8	1CE48-15-8	12	1/2	-8	12.7	M22x1.5	15	71	47	22	27
1CE46-18-8	1CE48-18-8	12	1/2	-8	12.7	M26x1.5	18	71	47	22	32
1CE46-15-10	1CE48-15-10	16	5/8	-10	15.9	M22x1.5	15	79	54	26	27
1CE46-18-10	1CE48-18-10	16	5/8	-10	15.9	M26x1.5	18	75	50	23	32
1CE46-18-12	1CE48-18-12	19	3/4	-12	19.1	M26x1.5	18	90	64	27	32
1CE46-22-12	1CE48-22-12	19	3/4	-12	19.1	M30x2	22	88	62	26	36
1CE46-28-12	1CE48-28-12	19	3/4	-12	19.1	M36x2	28	90	64	28	41
1CE46-22-16	1CE48-22-16	25	1	-16	25.4	M30x2	22	112	82	35	36
1CE46-28-16		25	1	-16	25.4	M36x 2	28	113	83	33	41
	1CE48-28-16	25	1	-16	25.4	M36x2	28	113	83	33	41
	1CE48-28-20	31	1 1/4	-20	31.8	M36x2	28	142	95	40	41
	1CE48-35-20	31	1 1/4	-20	31.8	M45x2	35	141	94	37	50
1CE46-35-20		31	1 1/4	-20	31.8	M45x2	35	130	92	32	50
	1CE48-42-24	38	1 1/2	-24	38.1	M52x2	42	155	117	49	60


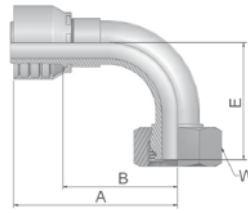
Hose fittings are delivered with ozone resistant Nitrile (NBR) O-ring as a standard version. Working temperature from -40 °C up to +105 °C.
Hose fittings with special O-rings (Viton or EPDM) available on request. O-ring dimensions and part-numbers see in section Eb.

Approved **fitting series** for hose types:

Also available in stainless steel. Details can be found in CAT 4400.1/UK

46	or	48	441	441RH	461LT	462	462ST												
46	463	492	492ST	692	692TWIN														
48	301SN	301TC	302	304	421RH	421SN	422	426	436	451TC	462CLF	462TC	471TC	472TC	477	477ST	493	811	881

CF **Female Metric 24°
Light Series with O-Ring
Swivel – 90° Elbow**
ISO 12151-2-SWE-L – DKOL 90°



Part Number		Hose I.D.				Thread	Tube	A	B	E	W
46 series	48 series	DN	Inch	Size	mm	metric	O.D. mm	mm	mm	mm	mm
1CF46-6-4	1CF48-6-4	6	1/4	-4	6.4	M12x1.5	6	57	33	33	14
1CF46-8-4	1CF48-8-4	6	1/4	-4	6.4	M14x1.5	8	51	28	29	17
1CF46-10-4	1CF48-10-4	6	1/4	-4	6.4	M16x1.5	10	52	28	29	19
1CF46-12-4	1CF48-12-4	6	1/4	-4	6.4	M18x1.5	12	53	26	29	22
1CF46-8-5	1CF48-8-5	8	5/16	-5	7.9	M14x1.5	8	62	38	34	17
1CF46-10-5	1CF48-10-5	8	5/16	-5	7.9	M16x1.5	10	61	37	29	19
1CF46-12-5	1CF48-12-5	8	5/16	-5	7.9	M18x1.5	12	61	37	30	22
1CF46-10-6	1CF48-10-6	10	3/8	-6	9.5	M16x1.5	10	60	37	37	19
1CF46-12-6	1CF48-12-6	10	3/8	-6	9.5	M18x1.5	12	58	35	36	22
1CF46-15-6	1CF48-15-6	10	3/8	-6	9.5	M22x1.5	15	58	35	36	27
1CF46-12-8	1CF48-12-8	12	1/2	-8	12.7	M18x1.5	12	63	39	45	22
1CF46-15-8	1CF48-15-8	12	1/2	-8	12.7	M22x1.5	15	61	37	43	27
1CF46-18-8	1CF48-18-8	12	1/2	-8	12.7	M26x1.5	18	65	41	43	32
1CF46-15-10	1CF48-15-10	16	5/8	-10	15.9	M22x1.5	15	67	42	50	27
1CF46-18-10	1CF48-18-10	16	5/8	-10	15.9	M26x1.5	18	66	41	45	32
1CF46-22-10	1CF48-22-10	16	5/8	-10	15.9	M30x2	22	71	46	47	36
1CF46-18-12	1CF48-18-12	19	3/4	-12	19.1	M26x1.5	18	80	54	56	32
1CF46-22-12	1CF48-22-12	19	3/4	-12	19.1	M30x2	22	80	54	55	36
1CF46-28-12	1CF48-28-12	19	3/4	-12	19.1	M36x2	28	80	54	57	41
1CF46-22-16	1CF48-22-16	25	1	-16	25.4	M30x2	22	102	72	74	36
1CF46-28-16	1CF48-28-16	25	1	-16	25.4	M36x2	28	101	72	71	41
	1CF48-22-20	31	1 1/4	-20	31.8	M30x2	22	130	83	81	36
	1CF48-28-20	31	1 1/4	-20	31.8	M36x2	28	129	82	81	41
1CF46-28-20		31	1 1/4	-20	31.8	M36x2	28	124	86	81	41
	1CF48-35-20	31	1 1/4	-20	31.8	M45x2	35	130	83	79	50
1CF46-35-20		31	1 1/4	-20	31.8	M45x2	35	124	86	79	50
	1CF48-35-24	38	1 1/2	-24	38.1	M45x2	35	139	101	99	50
	1CF48-42-24	38	1 1/2	-24	38.1	M52x2	42	139	101	101	60

Hose fittings are delivered with ozone resistant Nitrile (NBR) O-ring as a standard version. Working temperature from -40 °C up to +105 °C.
Hose fittings with special O-rings (Viton or EPDM) available on request. O-ring dimensions and part-numbers see in section Eb.

46/48 Series


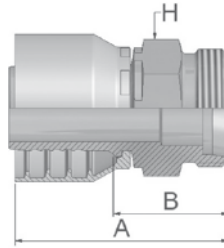
Approved **fitting series** for hose types:

Also available in stainless steel. Details can be found in CAT 4400.1/UK

46 or 48	441	441RH	461LT	462	462ST														
46	463	492	492ST	692	692TWIN														
48	301SN	301TC	302	304	421RH	421SN	422	426	436	451TC	462CLF	462TC	471TC	472TC	477	477ST	493	811	881

DO **Male Metric 24°
Light Series – Rigid
Straight**

ISO 12151-2-S-L – CEL



Part Number		Hose I.D.				Thread	Tube	A	B	H
46 series	48 series	DN	Inch	Size	mm	metric	O.D. mm	mm	mm	mm
1D046-6-4	1D048-6-4	6	1/4	-4	6.4	M12x1.5	6	44	20	12
1D046-8-4	1D048-8-4	6	1/4	-4	6.4	M14x1.5	8	46	22	14
1D046-10-4	1D048-10-4	6	1/4	-4	6.4	M16x1.5	10	48	24	17
1D046-12-4	1D048-12-4	6	1/4	-4	6.4	M18x1.5	12	48	24	19
1D046-8-5	1D048-8-5	8	5/16	-5	7.9	M14x1.5	8	44	20	14
	1D048-10-5	8	5/16	-5	7.9	M16x1.5	10	48	24	17
1D046-10-5		8	5/16	-5	7.9	M16x1.5	10	47	24	17
1D046-12-5	1D048-12-5	8	5/16	-5	7.9	M18x1.5	12	48	24	19
1D046-10-6	1D048-10-6	10	3/8	-6	9.5	M16x1.5	10	47	24	17
1D046-12-6	1D048-12-6	10	3/8	-6	9.5	M18x1.5	12	47	24	19
1D046-15-6	1D048-15-6	10	3/8	-6	9.5	M22x1.5	15	49	26	22
1D046-12-8		12	1/2	-8	12.7	M18x1.5	12	47	23	19
1D046-15-8	1D048-15-8	12	1/2	-8	12.7	M22x1.5	15	50	26	22
1D046-18-8	1D048-18-8	12	1/2	-8	12.7	M26x1.5	18	53	29	27
1D046-15-10	1D048-15-10	16	5/8	-10	15.9	M22x1.5	15	57	29	27
1D046-18-10	1D048-18-10	16	5/8	-10	15.9	M26x1.5	18	54	29	27
1D046-18-12	1D048-18-12	19	3/4	-12	19.1	M26x1.5	18	55	29	27
1D046-22-12	1D048-22-12	19	3/4	-12	19.1	M30x2	22	59	33	30
1D046-28-12	1D048-28-12	19	3/4	-12	19.1	M36x2	28	60	34	36
1D046-28-16	1D048-28-16	25	1	-16	25.4	M36x2	28	65	35	36
1D046-35-20		31	1 1/4	-20	31.8	M45x2	35	78	40	46
	1D048-35-20	31	1 1/4	-20	31.8	M45x2	35	85	38	46
	1D048-42-24	38	1 1/2	-24	38.1	M52x2	42	77	39	55


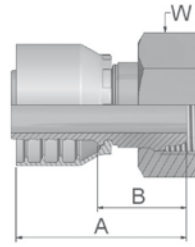
Approved **fitting series** for hose types:

Also available in stainless steel. Details can be found in CAT 4400.1/UK

46 or 48	441	441RH	461LT	462	462ST														
46	463	492	492ST	692	692TWIN														
48	301SN	301TC	302	304	421RH	421SN	422	426	436	451TC	462CLF	462TC	471TC	472TC	477	477ST	493	811	881

C3 Female Metric Light Series – Swivel Straight (Ball Nose for 24° or 60° Cone)


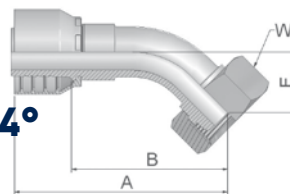
DKL



Part Number		Hose I.D.				Thread metric	Tube O.D. mm	A mm	B mm	W mm
46 series	48 series	DN	Inch	Size	mm					
	1C348-6-4	6	1/4	-4	6.4	M12x1.5	6	46	22	14
	1C348-8-4	6	1/4	-4	6.4	M14x1.5	8	45	21	17
	1C348-10-4	6	1/4	-4	6.4	M16x1.5	10	46	22	19
	1C348-10-5	8	5/16	-5	7.9	M16x1.5	10	46	22	19
	1C348-12-5	8	5/16	-5	7.9	M18x1.5	12	46	22	22
	1C348-10-6	10	3/8	-6	9.5	M16x1.5	10	46	24	19
	1C348-12-6	10	3/8	-6	9.5	M18x1.5	12	45	22	22
	1C348-15-8	12	1/2	-8	12.7	M22x1.5	15	48	24	27
	1C348-18-10	16	5/8	-10	15.9	M26x1.5	18	51	26	32
	1C348-22-12	19	3/4	-12	19.1	M30x2	22	56	30	36
	1C348-28-16	25	1	-16	25.4	M36x2	28	62	33	41

C4 Female Metric Light Series – Swivel 45° Elbow (Ball Nose for 24° or 60° Cone)

DKL 45°



Part Number		Hose I.D.				Thread metric	Tube O.D. mm	A mm	B mm	E mm	W mm
46 series	48 series	DN	Inch	Size	mm						
	1C448-8-4	6	1/4	-4	6.4	M14x1.5	8	56	33	14	17
	1C448-10-5	8	5/16	-5	7.9	M16x1.5	10	58	34	15	19
	1C448-12-6	10	3/8	-6	9.5	M18x1.5	12	67	44	18	22
	1C448-15-8	12	1/2	-8	12.7	M22x1.5	15	68	45	19	27

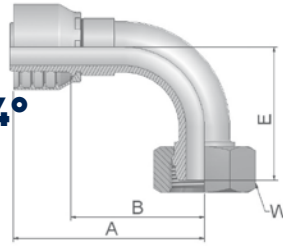
Approved fitting series for hose types:

Also available in stainless steel. Details can be found in CAT 4400.1/UK

46	or	48	441	441RH	461LT	462	462ST												
46	463	492	492ST	692	692TWIN														
48	301SN	301TC	302	304	421RH	421SN	422	426	436	451TC	462CLF	462TC	471TC	472TC	477	477ST	493	811	881

C5 **Female Metric
Light Series – Swivel
90° Elbow (Ball Nose for 24°
or 60° Cone)**

DKL 90°



Part Number		Hose I.D.				Thread	Tube	A	B	E	W
46 series	48 series	DN	Inch	Size	mm	metric	O.D. mm	mm	mm	mm	mm
	1C548-6-4	6	1/4	-4	6.4	M12x1.5	6	49	26	29	14
	1C548-8-4	6	1/4	-4	6.4	M14x1.5	8	48	25	26	17
	1C548-10-5	8	5/16	-5	7.9	M16x1.5	10	61	37	33	19
	1C548-10-6	10	3/8	-6	9.5	M16x1.5	10	58	35	35	19
	1C548-12-6	10	3/8	-6	9.5	M18x1.5	12	58	35	34	22
	1C548-15-8	12	1/2	-8	12.7	M22x1.5	15	64	41	39	27
	1C548-18-10	16	5/8	-10	15.9	M26x1.5	18	66	41	43	32
	1C548-22-12	19	3/4	-12	19.1	M30x2	22	80	54	50	36


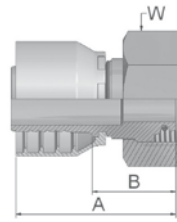
Approved **fitting series** for hose types:

Also available in stainless steel. Details can be found in CAT 4400.1/UK

46 or 48	441	441RH	461LT	462	462ST														
46	463	492	492ST	692	692TWIN														
48	301SN	301TC	302	304	421RH	421SN	422	426	436	451TC	462CLF	462TC	471TC	472TC	477	477ST	493	811	881

C9 Female Metric 24° – Swivel Heavy Series with O-Ring Straight

ISO 12151-2-SWS-S – DKOS



Part Number		Hose I.D.				Thread	Tube O.D.	A	B	W
46 series	48 series	DN	Inch	Size	mm	metric	mm	mm	mm	mm
1C946-6-4	1C948-6-4	6	1/4	-4	6.4	M14x1.5	6	49	26	17
1C946-8-4	1C948-8-4	6	1/4	-4	6.4	M16x1.5	8	47	23	19
1C946-10-4	1C948-10-4	6	1/4	-4	6.4	M18x1.5	10	46	22	22
1C946-12-4	1C948-12-4	6	1/4	-4	6.4	M20x1.5	12	47	24	24
1C946-14-4	1C948-14-4	6	1/4	-4	6.4	M22x1.5	14	48	24	27
1C946-8-5	1C948-8-5	8	5/16	-5	7.9	M16x1.5	8	46	23	19
1C946-10-5	1C948-10-5	8	5/16	-5	7.9	M18x1.5	10	46	22	22
1C946-12-5	1C948-12-5	8	5/16	-5	7.9	M20x1.5	12	48	24	24
1C946-14-5	1C948-14-5	8	5/16	-5	7.9	M22x1.5	14	48	24	27
1C946-16-5	1C948-16-5	8	5/16	-5	7.9	M24x1.5	16	52	28	30
1C946-8-6	1C948-8-6	10	3/8	-6	9.5	M16x1.5	8	49	26	19
1C946-10-6	1C948-10-6	10	3/8	-6	9.5	M18x1.5	10	45	22	22
1C946-12-6	1C948-12-6	10	3/8	-6	9.5	M20x1.5	12	47	24	24
1C946-14-6	1C948-14-6	10	3/8	-6	9.5	M22x1.5	14	47	24	27
1C946-16-6	1C948-16-6	10	3/8	-6	9.5	M24x1.5	16	50	28	30
1C946-12-8	1C948-12-8	12	1/2	-8	12.7	M20x1.5	12	51	28	24
1C946-14-8	1C948-14-8	12	1/2	-8	12.7	M22x1.5	14	48	24	27
1C946-16-8	1C948-16-8	12	1/2	-8	12.7	M24x1.5	16	51	28	30
1C946-20-8	1C948-20-8	12	1/2	-8	12.7	M30x2	20	53	29	36
1C946-16-10	1C948-16-10	16	5/8	-10	15.9	M24x1.5	16	53	28	30
1C946-20-10	1C948-20-10	16	5/8	-10	15.9	M30x2	20	53	28	36
	1C948-12-12	19	3/4	-12	19.1	M20x1.5	12	53	28	24
	1C948-16-12	19	3/4	-12	19.1	M24x1.5	16	55	29	30
1C946-20-12	1C948-20-12	19	3/4	-12	19.1	M30x2	20	56	30	36
1C946-25-12	1C948-25-12	19	3/4	-12	19.1	M36x2	25	61	35	46
1C946-25-16	1C948-25-16	25	1	-16	25.4	M36x2	25	63	33	46
1C946-30-16	1C948-30-16	25	1	-16	25.4	M42x2	30	67	38	50
	1C948-25-20	31	1 1/4	-20	31.8	M36x2	25	81	34	46
	1C948-38-20	31	1 1/4	-20	31.8	M52x2	38	80	33	60
1C946-38-20		31	1 1/4	-20	31.8	M52x2	38	74	36	60

Hose fittings are delivered with ozone resistant Nitrile (NBR) O-ring as a standard version. Working temperature from -40 °C up to +105 °C. Hose fittings with special O-rings (Viton or EPDM) available on request. O-ring dimensions and part-numbers see in section Eb.

46/48 Series

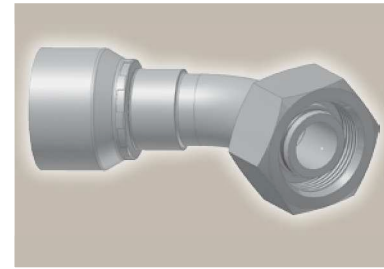
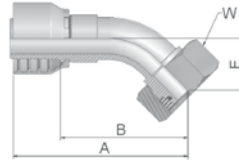
Approved fitting series for hose types:

Also available in stainless steel. Details can be found in CAT 4400.1/UK

46	or	48	441	441RH	461LT	462	462ST												
46	463	492	492ST	692	692TWIN														
48	301SN	301TC	302	304	421RH	421SN	422	426	436	451TC	462CLF	462TC	471TC	472TC	477	477ST	493	811	881

OC Female Metric 24° – Swivel Heavy Series with O-Ring 45° Elbow

ISO 12151-2 – SWE 45°-S – DKOS 45°



Part Number		Hose I.D.				Thread	Tube	A	B	E	W
46 series	48 series	DN	Inch	Size	mm	metric	O.D. mm	mm	mm	mm	mm
10C46-6-4	10C48-6-4	6	1/4	-4	6.4	M14x1.5	6	61	38	16	17
10C46-8-4	10C48-8-4	6	1/4	-4	6.4	M16x1.5	8	59	35	16	19
10C46-10-4	10C48-10-4	6	1/4	-4	6.4	M18x1.5	10	59	36	16	22
10C46-12-4	10C48-12-4	6	1/4	-4	6.4	M20x1.5	12	71	48	17	24
10C46-10-5	10C48-10-5	8	5/16	-5	7.9	M18x1.5	10	62	38	17	22
10C46-12-5	10C48-12-5	8	5/16	-5	7.9	M20x1.5	12	70	47	17	24
10C46-10-6	10C48-10-6	10	3/8	-6	9.5	M18x1.5	10	70	47	19	22
10C46-12-6	10C48-12-6	10	3/8	-6	9.5	M20x1.5	12	69	46	20	24
10C46-14-6	10C48-14-6	10	3/8	-6	9.5	M22x1.5	14	69	46	20	27
10C46-14-8	10C48-14-8	12	1/2	-8	12.7	M22x1.5	14	70	46	22	27
10C46-16-8	10C48-16-8	12	1/2	-8	12.7	M24x1.5	16	72	49	23	30
10C46-16-10	10C48-16-10	16	5/8	-10	15.9	M24x1.5	16	77	52	24	30
10C46-20-10	10C48-20-10	16	5/8	-10	15.9	M30x2	20	76	51	25	36
10C46-20-12	10C48-20-12	19	3/4	-12	19.1	M30x2	20	90	64	28	36
10C46-25-12	10C48-25-12	19	3/4	-12	19.1	M36x2	25	91	65	29	46
	10C48-30-12	19	3/4	-12	19.1	M42x2	30	93	67	31	50
	10C48-25-16	25	1	-16	25.4	M36x2	30	109	80	33	46
10C46-25-16		25	1	-16	25.4	M36x2	25	109	80	33	46
10C46-30-16	10C48-30-16	25	1	-16	25.4	M42x2	30	115	86	36	50
10C46-38-20		31	1 1/4	-20	31.8	M52x2	38	136	98	38	60
	10C48-38-20	31	1 1/4	-20	31.8	M52x2	38	140	93	37	60
	10C48-38-24	38	1 1/2	-24	38.1	M52x2	38	155	117	49	60

Hose fittings are delivered with ozone resistant Nitrile (NBR) O-ring as a standard version. Working temperature from -40 °C up to +105 °C. Hose fittings with special O-rings (Viton or EPDM) available on request. O-ring dimensions and part-numbers see in section Eb.

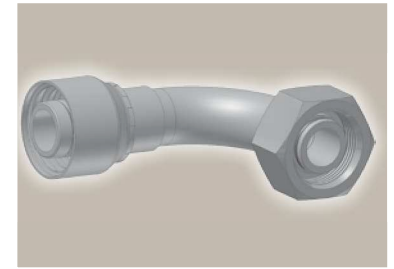
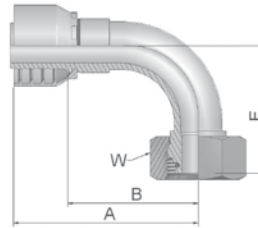
Approved **fitting series** for hose types:

Also available in stainless steel. Details can be found in CAT 4400.1/UK

46 or 48	441	441RH	461LT	462	462ST														
46	463	492	492ST	692	692TWIN														
48	301SN	301TC	302	304	421RH	421SN	422	426	436	451TC	462CLF	462TC	471TC	472TC	477	477ST	493	811	881

1C Female Metric 24° – Swivel Heavy Series with O-Ring 90° Elbow

ISO 12151-2-SWE-S – DKOS 90°



Part Number		Hose I.D.				Thread	Tube	A	B	E	W
46 series	48 series	DN	Inch	Size	mm	metric	O.D. mm	mm	mm	mm	mm
11C46-6-4	11C48-6-4	6	1/4	-4	6.4	M14x1.5	6	62	39	32	17
11C46-8-4	11C48-8-4	6	1/4	-4	6.4	M16x1.5	8	50	26	29	19
11C46-10-4	11C48-10-4	6	1/4	-4	6.4	M18x1.5	10	50	26	29	22
11C46-12-4	11C48-12-4	6	1/4	-4	6.4	M20x1.5	12	60	38	30	24
11C46-10-5	11C48-10-5	8	5/16	-5	7.9	M18x1.5	10	60	36	31	22
11C46-12-5	11C48-12-5	8	5/16	-5	7.9	M20x1.5	12	60	36	32	24
11C46-10-6	11C48-10-6	10	3/8	-6	9.5	M18x1.5	10	59	37	36	22
11C46-12-6	11C48-12-6	10	3/8	-6	9.5	M20x1.5	12	58	35	37	24
11C46-14-6	11C48-14-6	10	3/8	-6	9.5	M22x1.5	14	58	35	37	27
	11C48-16-6	10	3/8	-6	9.5	M24x1.5		63	38	40	30
	11C48-12-8	12	1/2	-8	12.7	M20x1.5	12	63	39	44	24
11C46-14-8	11C48-14-8	12	1/2	-8	12.7	M22x1.5	14	62	38	42	27
11C46-16-8	11C48-16-8	12	1/2	-8	12.7	M24x1.5	16	61	37	45	30
11C46-20-8	11C48-20-8	12	1/2	-8	12.7	M30x2	20	61	37	46	36
11C46-16-10	11C48-16-10	16	5/8	-10	15.9	M24x1.5	16	66	41	48	30
11C46-20-10	11C48-20-10	16	5/8	-10	15.9	M30x2	20	65	40	48	36
11C46-25-10	11C48-25-10	16	5/8	-10	15.9	M36x2	25	76	51	52	46
11C46-20-12	11C48-20-12	19	3/4	-12	19.1	M30x2	20	79	54	58	36
11C46-25-12	11C48-25-12	19	3/4	-12	19.1	M36x2	25	80	54	59	46
	11C48-30-12	19	3/4	-12	19.1	M42x2	30	80	54	61	50
11C46-25-16	11C48-25-16	25	1	-16	25.4	M36x2	25	102	72	71	46
11C46-30-16	11C48-30-16	25	1	-16	25.4	M42x2	30	104	75	75	50
	11C48-38-16	25	1	-16	25.4	M52x2	38	105	75	75	60
11C46-38-16		25	1	-16	25.4	M52x2	38	105	75	75	60
	11C48-30-20	31	1 1/4	-20	31.8	M42x2	30	130	83	86	50
	11C48-38-20	31	1 1/4	-20	31.8	M52x2	38	130	83	78	60
11C46-38-20		31	1 1/4	-20	31.8	M52x2	38	124	86	80	60
	11C48-38-24	38	1 1/2	-24	38.1	M52x2	38	139	101	101	60

Hose fittings are delivered with ozone resistant Nitrile (NBR) O-ring as a standard version. Working temperature from -40 °C up to +105 °C. Hose fittings with special O-rings (Viton or EPDM) available on request. O-ring dimensions and part-numbers see in section Eb.

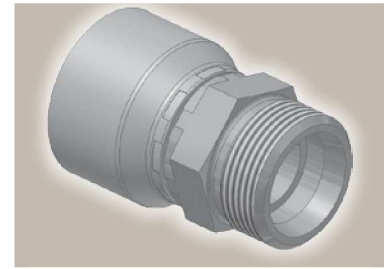
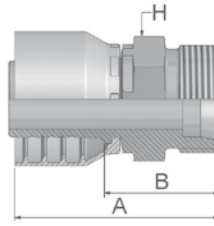
46/48 Series

Approved fitting series for hose types:

Also available in stainless steel. Details can be found in CAT 4400.1/UK

46	or	48	441	441RH	461LT	462	462ST												
46	463	492	492ST	692	692TWIN														
48	301SN	301TC	302	304	421RH	421SN	422	426	436	451TC	462CLF	462TC	471TC	472TC	477	477ST	493	811	881

D2 **Male Metric 24° – Rigid Heavy Series – Straight**
ISO 12151-2-S-S – CES



Part Number		Hose I.D.				Thread	Tube	A	B	H
46 series	48 series	DN	Inch	Size	mm	metric	O.D. mm	mm	mm	mm
1D246-6-4	1D248-6-4	6	1/4	-4	6.4	M14x1.5	6	48	24	14
1D246-8-4	1D248-8-4	6	1/4	-4	6.4	M16x1.5	8	48	24	17
1D246-10-4	1D248-10-4	6	1/4	-4	6.4	M18x1.5	10	50	26	19
1D246-12-4	1D248-12-4	6	1/4	-4	6.4	M20x1.5	12	48	26	22
1D246-8-5	1D248-8-5	8	5/16	-5	7.9	M16x1.5	8	48	24	17
1D246-10-5	1D248-10-5	8	5/16	-5	7.9	M18x1.5	10	50	26	19
1D246-12-5	1D248-12-5	8	5/16	-5	7.9	M20x1.5	12	50	26	22
1D246-14-5	1D248-14-5	8	5/16	-5	7.9	M22x1.5	14	51	28	22
	1D248-16-5	8	5/16	-5	7.9	M24x1.5	16	53	29	24
1D246-10-6	1D248-10-6	10	3/8	-6	9.5	M18x1.5	10	50	27	19
1D246-12-6	1D248-12-6	10	3/8	-6	9.5	M20x1.5	12	49	26	22
1D246-14-6	1D248-14-6	10	3/8	-6	9.5	M22x1.5	14	51	28	22
1D246-12-8	1D248-12-8	12	1/2	-8	12.7	M20x1.5	12	49	26	22
	1D248-14-8	12	1/2	-8	12.7	M22x1.5	14	52	28	22
1D246-16-8	1D248-16-8	12	1/2	-8	12.7	M24x1.5	16	52	29	24
	1D248-20-8	12	1/2	-8	12.7	M30x2	20	58	35	30
1D246-16-10	1D248-16-10	16	5/8	-10	15.9	M24x1.5	16	58	30	24
1D246-20-10	1D248-20-10	16	5/8	-10	15.9	M30x2	20	58	32	30
	1D248-16-12	19	3/4	-12	19.1	M24x1.5	16	56	31	27
1D246-20-12	1D248-20-12	19	3/4	-12	19.1	M30x2	20	61	35	30
1D246-25-12	1D248-25-12	19	3/4	-12	19.1	M36x2	25	64	38	36
1D246-25-16	1D248-25-16	25	1	-16	25.4	M36x2	25	68	39	36
1D246-30-16	1D248-30-16	25	1	-16	25.4	M42x2	30	71	42	46
1D246-38-20		31	1 1/4	-20	31.8	M52x2	38	84	46	55
	1D248-38-20	31	1 1/4	-20	31.8	M52x2	38	91	44	55
	1D248-38-24	38	1 1/2	-24	38.1	M52x2	38	84	46	55

Approved **fitting series** for hose types:

Also available in stainless steel. Details can be found in CAT 4400.1/UK


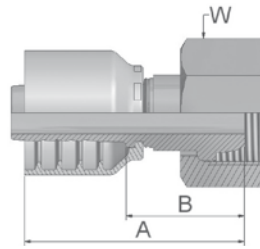
46 or **48** 441 441RH 461LT 462 462ST

46 463 492 492ST 692 692TWIN

48 301SN 301TC 302 304 421RH 421SN 422 426 436 451TC 462CLF 462TC 471TC 472TC 477 477ST 493 811 881

C6 Female Metric – Swivel Heavy Series – Straight (Ball Nose)


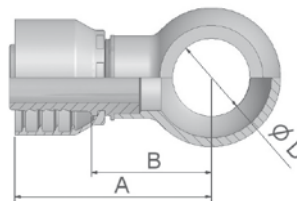
DKS



Part Number		Hose I.D.				Thread	Tube O.D.	A	B	H
46 series	48 series	DN	Inch	Size	mm	metric	mm	mm	mm	mm
	1C648-8-4	6	1/4	-4	6.4	M16x1.5	8	46	23	19
	1C648-12-6	10	3/8	-6	9.5	M20x1.5	12	47	25	24
	1C648-14-6	10	3/8	-6	9.5	M22x1.5	14	47	24	27
	1C648-16-8	12	1/2	-8	12.7	M24x1.5	16	51	28	30

49 Metric Banjo Straight

DIN 7642



Part Number		Hose I.D.				A	B	D
46 series	48 series	DN	Inch	Size	mm	mm	mm	mm
14946-10-4	14948-10-4	6	1/4	-4	6.4	47	24	10
14946-12-4	14948-12-4	6	1/4	-4	6.4	50	26	12
14946-14-4	14948-14-4	6	1/4	-4	6.4	51	28	14
14946-14-5	14948-14-5	6	1/4	-4	6.4	55.6	29	16.1
14946-14-5	14948-14-5	8	5/16	-5	7.9	51	28	14
14946-16-5	14948-16-5	8	5/16	-5	7.9	53	30	16
14946-16-6	14948-16-6	10	3/8	-6	9.5	53	30	16
14946-17-6	14948-17-6	10	3/8	-6	9.5	53	30	17
14946-18-6	14948-18-6	10	3/8	-6	9.5	55	32	18
14946-22-6	14948-22-6	10	3/8	-6	9.5	58	35	22
14946-18-8	14948-18-8	12	1/2	-8	12.7	56	32	18
14946-22-8	14948-22-8	12	1/2	-8	12.7	59	35	22
14946-22-10	14948-22-10	16	5/8	-10	15.9	60	35	22
14946-26-12	14948-26-12	19	3/4	-12	19.1	66	40	26
14946-27-12	14948-27-12	19	3/4	-12	19.1	66	40	27

To select corresponding screw and seals see section Eb.


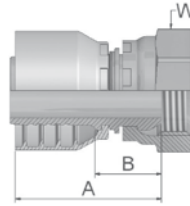
Approved fitting series for hose types:

Also available in stainless steel. Details can be found in CAT 4400.1/UK

- 46 or 48 441 441RH 461LT 462 462ST
- 46 463 492 492ST 692 692TWIN
- 48 301SN 301TC 302 304 421RH 421SN 422 426 436 451TC 462CLF 462TC 471TC 472TC 477 477ST 493 811 881

92 Female BSP Parallel Pipe Swivel – Straight (60° Cone)

BS5200-A – DKR



Part Number		Hose I.D.				Thread	A	B	W
46 series	48 series	DN	Inch	Size	mm	BSP	mm	mm	mm
19246-2-4	19248-2-4	6	1/4	-4	6.4	1/8x28	41	17	14
	19248-4-4	6	1/4	-4	6.4	1/4x19	43	19	19
19246-4-4		6	1/4	-4	6.4	1/4x19	46	19	19
19246-6-4	19248-6-4	6	1/4	-4	6.4	3/8x19	44	20	22
19246-8-4	19248-8-4	6	1/4	-4	6.4	1/2x14	49	25	27
19246-4-5	19248-4-5	8	5/16	-5	7.9	1/4x19	43	19	19
19246-6-5	19248-6-5	8	5/16	-5	7.9	3/8x19	44	20	22
19246-4-6	19248-4-6	10	3/8	-6	9.5	1/4x19	43	20	19
19246-6-6	19248-6-6	10	3/8	-6	9.5	3/8x19	43	20	22
19246-8-6	19248-8-6	10	3/8	-6	9.5	1/2x14	45	22	27
19246-6-8	19248-6-8	12	1/2	-8	12.7	3/8x19	45	21	22
19246-8-8	19248-8-8	12	1/2	-8	12.7	1/2x14	45	22	27
19246-10-8	19248-10-8	12	1/2	-8	12.7	5/8x14	44	20	30
19246-12-8	19248-12-8	12	1/2	-8	12.7	3/4x14	47	23	32
19246-8-10	19248-8-10	16	5/8	-10	15.9	1/2x14	48	22	27
19246-10-10	19248-10-10	16	5/8	-10	15.9	5/8x14	45	20	30
19246-12-10	19248-12-10	16	5/8	-10	15.9	3/4x14	47	22	32
19246-8-12	19248-8-12	19	3/4	-12	19.1	1/2x14	49	23	27
19246-10-12	19248-10-12	19	3/4	-12	19.1	5/8x14	47	22	30
19246-12-12	19248-12-12	19	3/4	-12	19.1	3/4x14	49	23	32
19246-16-12	19248-16-12	19	3/4	-12	19.1	1x11	51	25	41
19246-16-16	19248-16-16	25	1	-16	25.4	1x11	55	25	41
	19248-20-16	25	1	-16	25.4	1 1/4x11	63	31	50
19246-20-16		25	1	-16	25.4	1 1/4x11	61	31	50
	19248-20-20	31	1 1/4	-20	31.8	1 1/4x11	79	32	50
19246-20-20		31	1 1/4	-20	31.8	1 1/4x11	68	31	50
	19248-24-24	38	1 1/2	-24	38.1	1 1/2x11	71	33	60
	19248-32-32	51	2	-32	50.8	2x11	84	35	70

Approved **fitting series** for hose types:

Also available in stainless steel. Details can be found in CAT 4400.1/UK

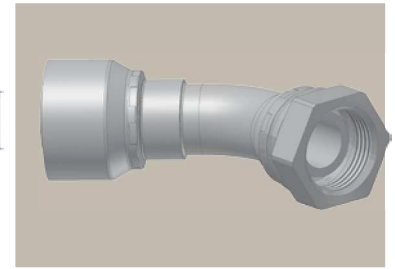
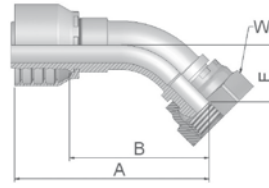
46 or **48** 441 441RH 461LT 462 462ST

46 463 492 492ST 692 692TWIN

48 301SN 301TC 302 304 421RH 421SN 422 426 436 451TC 462CLF 462TC 471TC 472TC 477 477ST 493 811 881

B1 Female BSP Parallel Pipe Swivel 45° Elbow (60° Cone)

BS 5200-D – DKR 45°



Part Number		Hose I.D.				Thread	A	B	E	W
46 series	48 series	DN	Inch	Size	mm	BSP	mm	mm	mm	mm
	1B148-4-4	6	1/4	-4	6.4	1/4x19	58	35	16	19
1B146-4-4		6	1/4	-4	6.4	1/4x19	59	35	16	19
1B146-6-4	1B148-6-4	6	1/4	-4	6.4	3/8x19	59	35	14	22
1B146-6-5	1B148-6-5	8	5/16	-5	7.9	3/8x19	60	36	15	22
1B146-6-6	1B148-6-6	10	3/8	-6	9.5	3/8x19	69	46	17	22
1B146-8-6	1B148-8-6	10	3/8	-6	9.5	1/2x14	63	40	17	27
1B146-6-8	1B148-6-8	12	1/2	-8	12.7	3/8x19	72	49	21	22
1B146-8-8	1B148-8-8	12	1/2	-8	12.7	1/2x14	72	48	20	27
1B146-10-8	1B148-10-8	12	1/2	-8	12.7	5/8x14	69	46	19	30
1B146-10-10	1B148-10-10	16	5/8	-10	15.9	5/8x14	77	52	22	30
1B146-12-10	1B148-12-10	16	5/8	-10	15.9	3/4x14	74	49	20	32
1B146-12-12	1B148-12-12	19	3/4	-12	19.1	3/4x14	87	61	25	32
1B146-16-12	1B148-16-12	19	3/4	-12	19.1	1x11	88	62	26	41
1B146-16-16	1B148-16-16	25	1	-16	25.4	1x11	107	78	33	41
	1B148-20-20	31	1 1/4	-20	31.8	1 1/4x11	141	94	38	50
1B146-20-20		31	1 1/4	-20	31.8	1 1/4x11	136	98	38	50
	1B148-24-24	38	1 1/2	-24	38.1	1 1/2x11	160	122	52	55
	1B148-32-32	51	2	-32	50.8	2x11	210	161	66	70

46/48 Series

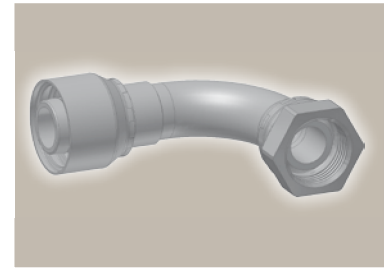
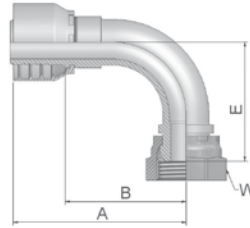
Approved fitting series for hose types:

Also available in stainless steel. Details can be found in CAT 4400.1/UK

46	or	48	441	441RH	461LT	462	462ST												
46	463	492	492ST	692	692TWIN														
48	301SN	301TC	302	304	421RH	421SN	422	426	436	451TC	462CLF	462TC	471TC	472TC	477	477ST	493	811	881

B2 Female BSP Parallel Pipe Swivel 90° Elbow (60° Cone)

BS 5200-B – DKR 90°



Part Number		Hose I.D.				Thread	A	B	E	W
46 series	48 series	DN	Inch	Size	mm	BSP	mm	mm	mm	mm
1B246-2-4	1B248-2-4	6	1/4	-4	6.4	1/8x28	50	26	30	14
1B246-4-4	1B248-4-4	6	1/4	-4	6.4	1/4x19	50	26	28	19
	1B248-6-4	6	1/4	-4	6.4	3/8x19	51	27	27	22
1B246-6-4		6	1/4	-4	6.4	3/8x19	51	27	28	22
1B246-8-4	1B248-8-4	6	1/4	-4	6.4	1/2x14	51	27	29	27
1B246-6-5	1B248-6-5	8	5/16	-5	7.9	3/8x19	52	28	28	22
1B246-6-6	1B248-6-6	10	3/8	-6	9.5	3/8x19	61	38	33	22
1B246-8-6	1B248-8-6	10	3/8	-6	9.5	1/2x14	60	38	36	27
1B246-6-8	1B248-6-8	12	1/2	-8	12.7	3/8x19	63	40	41	22
1B246-8-8	1B248-8-8	12	1/2	-8	12.7	1/2x14	63	40	41	27
1B246-10-8	1B248-10-8	12	1/2	-8	12.7	5/8x14	67	43	38	30
1B246-10-10	1B248-10-10	16	5/8	-10	15.9	5/8x14	70	45	44	30
1B246-12-10	1B248-12-10	16	5/8	-10	15.9	3/4x14	70	45	42	32
1B246-12-12	1B248-12-12	19	3/4	-12	19.1	3/4x14	80	54	53	32
1B246-16-12	1B248-16-12	19	3/4	-12	19.1	1x11	80	54	54	41
1B246-16-16	1B248-16-16	25	1	-16	25.4	1x11	104	75	69	41
1B246-20-20		31	1 1/4	-20	31.8	1 1/4x11	124	86	80	50
	1B248-20-20	31	1 1/4	-20	31.8	1 1/4x11	129	82	80	50
	1B248-24-24	38	1 1/2	-24	38.1	1 1/2x11	140	102	103	55
	1B248-32-32	51	2	-32	50.8	2x11	185	137	134	70

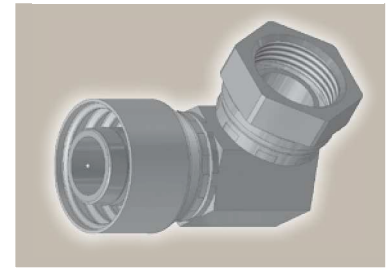
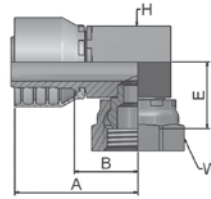
Approved **fitting series** for hose types:

Also available in stainless steel. Details can be found in CAT 4400.1/UK

46	or	48	441	441RH	461LT	462	462ST												
46	463	492	492ST	692	692TWIN														
48	301SN	301TC	302	304	421RH	421SN	422	426	436	451TC	462CLF	462TC	471TC	472TC	477	477ST	493	811	881

B4 Female BSP Parallel Pipe Swivel – 90° Elbow Block Type (60° Cone)

BS 5200-E – DKR 90°



Part Number		Hose I.D.				Thread BSP	A mm	B mm	E mm	H mm	W mm
46 series	48 series	DN	Inch	Size	mm						
1B446-4-4	1B448-4-4	6	1/4	-4	6.4	1/4x19	58	34	22	17	19
1B446-6-4	1B448-6-4	6	1/4	-4	6.4	3/8x19	43	20	22	17	22
1B446-6-6	1B448-6-6	10	3/8	-6	9.5	3/8x19	68	45	23	19	22
1B446-8-6	1B448-8-6	10	3/8	-6	9.5	1/2x14	67	44	27	22	27
1B446-8-8	1B448-8-8	12	1/2	-8	12.7	1/2x14	67	43	27	22	27
1B446-10-10	1B448-10-10	16	5/8	-10	15.9	5/8x14	69	44	27	27	30
1B446-12-12	1B448-12-12	19	3/4	-12	19.1	3/4x14	72	47	33	32	32
1B446-16-16	1B448-16-16	25	1	-16	25.4	1x11	82	52	34	36	41

Short version available upon request (swaging on universal crimpers only)

Approved **fitting series** for hose types:


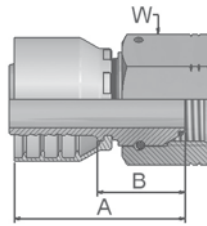
Also available in stainless steel. Details can be found in CAT 4400.1/UK

46	or	48	441	441RH	461LT	462	462ST												
46	463	492	492ST	692	692TWIN														
48	301SN	301TC	302	304	421RH	421SN	422	426	436	451TC	462CLF	462TC	471TC	472TC	477	477ST	493	811	881

EA

**BSP Swivel Female
with O-Ring (60° Cone)**

BS 5200 – ISO 12151-6 – DKOR



Part Number		Hose I.D.				Thread	A	B	W
46 series	48 series	DN	Inch	Size	mm	BSP	mm	mm	mm
1EA46-4-4	1EA48-4-4	6	1/4	-4	6.4	1/4x19	40	17	19
1EA46-6-4	1EA48-6-4	6	1/4	-4	6.4	3/8x19	49	26	22
	1EA48-6-5	8	5/16	-5	7.9	3/8x19	50	25	22
	1EA48-4-6	10	3/8	-6	9.5	1/4x19	44	21	19
1EA46-6-6	1EA48-6-6	10	3/8	-6	9.5	3/8x19	43	20	22
1EA46-8-6	1EA48-8-6	10	3/8	-6	9.5	1/2x14	51	28	27
	1EA48-6-8	12	1/2	-8	12.7	3/8x19	46	22	22
1EA46-8-8	1EA48-8-8	12	1/2	-8	12.7	1/2x14	45	22	27
	1EA48-10-8	12	1/2	-8	12.7	5/8x14	43	20	30
1EA46-10-10	1EA48-10-10	16	5/8	-10	15.9	5/8x14	46	21	30
1EA46-12-10	1EA48-12-10	16	5/8	-10	15.9	3/4x14	54	29	32
1EA46-12-12	1EA48-12-12	19	3/4	-12	19.1	3/4x14	49	23	32
1EA46-16-12	1EA48-16-12	19	3/4	-12	19.1	1x11	61	35	41
1EA46-16-16	1EA48-16-16	25	1	-16	25.4	1x11	61	31	41
	1EA48-20-20	31	1 1/4	-20	31.8	1 1/4x11	78	31	50
	1EA48-24-24	38	1 1/2	-24	38.1	1 1/2x11	72	34	55

Hose fittings are delivered with ozone resistant Nitrile (NBR) O-ring as a standard version. Working temperature from -40 °C up to +105 °C.
Hose fittings with special O-rings (Viton or EPDM) available on request. O-ring dimensions and part-numbers see in section Eb.

Approved **fitting series** for hose types:

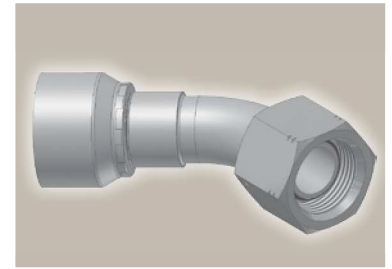
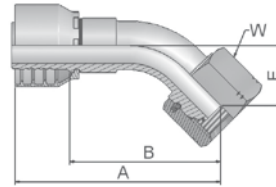
Also available in stainless steel. Details can be found in CAT 4400.1/UK

46	or	48	441	441RH	461LT	462	462ST												
46	463	492	492ST	692	692TWIN														
48	301SN	301TC	302	304	421RH	421SN	422	426	436	451TC	462CLF	462TC	471TC	472TC	477	477ST	493	811	881

EB

**BSP Swivel Female
with O-Ring
45° Elbow (60° Cone)**

BS 5200 – ISO 12151-6 – DKOR 45°



Part Number		Hose I.D.				Thread	A	B	E	W
46 series	48 series	DN	Inch	Size	mm	BSP	mm	mm	mm	mm
1EB46-4-4	1EB48-4-4	6	1/4	-4	6.4	1/4x19	59	36	14	19
1EB46-6-6	1EB48-6-6	10	3/8	-6	9.5	3/8x19	69	46	17	22
1EB46-8-8	1EB48-8-8	12	1/2	-8	12.7	1/2x14	71	48	20	27
1EB46-12-10	1EB48-12-10	16	5/8	-10	15.9	3/4x14	78	52	21	32
1EB46-12-12	1EB48-12-12	19	3/4	-12	19.1	3/4x14	89	63	27	32
1EB46-16-16	1EB48-16-16	25	1	-16	25.4	1x11	112	82	33	41
	1EB48-20-20	31	1 1/4	-20	31.8	1 1/4x11	138	91	35	50
	1EB48-24-24	38	1 1/2	-24	38.1	1 1/2x11	146	108	38	55

Hose fittings are delivered with ozone resistant Nitrile (NBR) O-ring as a standard version. Working temperature from -40 °C up to +105 °C.
Hose fittings with special O-rings (Viton or EPDM) available on request. O-ring dimensions and part-numbers see in section Eb.


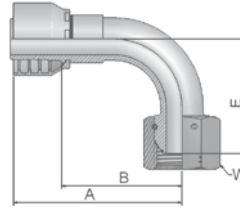
Approved **fitting series** for hose types:

Also available in stainless steel. Details can be found in CAT 4400.1/UK

46	or	48	441	441RH	461LT	462	462ST												
46	463	492	492ST	692	692TWIN														
48	301SN	301TC	302	304	421RH	421SN	422	426	436	451TC	462CLF	462TC	471TC	472TC	477	477ST	493	811	881

EC **BSP Swivel Female
with O-Ring
90° Elbow (60° Cone)**

BS 5200 – ISO 12151-6 – DKOR 90°



Part Number		Hose I.D.				Thread	A	B	E	W
46 series	48 series	DN	Inch	Size	mm	BSP	mm	mm	mm	mm
1EC46-4-4	1EC48-4-4	6	1/4	-4	6.4	1/4x19	50	27	24	19
1EC46-6-4	1EC48-6-4	6	1/4	-4	6.4	3/8x19	51	28	27	22
1EC46-6-6	1EC48-6-6	10	3/8	-6	9.5	3/8x19	60	38	33	22
1EC46-8-6	1EC48-8-6	10	3/8	-6	9.5	1/2x14	60	38	36	27
	1EC48-6-8	12	1/2	-8	12.7	3/8x19	63	39	41	22
1EC46-8-8	1EC48-8-8	12	1/2	-8	12.7	1/2x14	63	40	40	27
1EC46-10-8	1EC48-10-8	12	1/2	-8	12.7	5/8x14	63	40	39	30
1EC46-10-10	1EC48-10-10	16	5/8	-10	15.9	5/8x14	70	45	44	30
1EC46-12-10		16	5/8	-10	15.9	3/4x14	70	45	42	32
	1EC48-12-10	16	5/8	-10	15.9	5/8x14	70	45	42	32
1EC46-12-12	1EC48-12-12	19	3/4	-12	19.1	3/4x14	79	54	55	32
1EC46-16-12	1EC48-16-12	19	3/4	-12	19.1	1x11	80	54	59	41
1EC46-16-16	1EC48-16-16	25	1	-16	25.4	1x11	105	75	71	41
	1EC48-20-20	31	1 1/4	-20	31.8	1 1/4x11	129	82	75	50
	1EC48-24-24	38	1 1/2	-24	38.1	1 1/2x11	140	102	103	55
	1EC48-32-32	51	2	-32	50.8	2x11	185	137	132	70


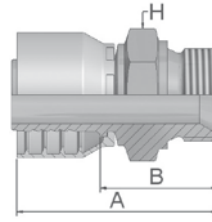
Hose fittings are delivered with ozone resistant Nitrile (NBR) O-ring as a standard version. Working temperature from -40 °C up to +105 °C.
Hose fittings with special O-rings (Viton or EPDM) available on request. O-ring dimensions and part-numbers see in section Eb.

Approved **fitting series** for hose types:

Also available in stainless steel. Details can be found in CAT 4400.1/UK

46	or	48	441	441RH	461LT	462	462ST												
46	463	492	492ST	692	692TWIN														
48	301SN	301TC	302	304	421RH	421SN	422	426	436	451TC	462CLF	462TC	471TC	472TC	477	477ST	493	811	881

D9 **Male BSP Parallel Pipe
Rigid – Straight (60° Cone)**
BS5200 – AGR



Part Number		Hose I.D.				Thread	A	B	H
46 series	48 series	DN	Inch	Size	mm	BSP	mm	mm	mm
1D946-2-4	1D948-2-4	6	1/4	-4	6.4	1/8x28	46	22	14
1D946-4-4	1D948-4-4	6	1/4	-4	6.4	1/4x19	51	27	19
1D946-6-4	1D948-6-4	6	1/4	-4	6.4	3/8x19	53	31	22
1D946-8-4	1D948-8-4	6	1/4	-4	6.4	1/2x14	54	52	27
1D946-4-5		8	5/16	-5	7.9	1/4x19	50	27	19
	1D948-4-5	8	5/16	-5	7.9	1/4x19	49	27	19
1D946-6-5	1D948-6-5	8	5/16	-5	7.9	3/8x19	55	31	22
1D946-4-6		10	3/8	-6	9.5	1/4x19	49	27	19
	1D948-4-6	10	3/8	-6	9.5	1/4x19	50	27	19
1D946-6-6	1D948-6-6	10	3/8	-6	9.5	3/8x19	54	31	22
1D946-8-6	1D948-8-6	10	3/8	-6	9.5	1/2x14	56	33	27
1D946-6-8	1D948-6-8	12	1/2	-8	12.7	3/8x19	54	30	22
1D946-8-8	1D948-8-8	12	1/2	-8	12.7	1/2x14	57	33	27
1D946-10-8	1D948-10-8	12	1/2	-8	12.7	5/8x14	58	35	30
1D946-12-8	1D948-12-8	12	1/2	-8	12.7	3/4x14	60	36	32
1D946-8-10	1D948-8-10	16	5/8	-10	15.9	1/2x14	58	33	27
1D946-10-10	1D948-10-10	16	5/8	-10	15.9	5/8x14	60	35	30
1D946-12-10	1D948-12-10	16	5/8	-10	15.9	3/4x14	62	37	32
1D946-12-12	1D948-12-12	19	3/4	-12	19.1	3/4x14	62	36	32
1D946-16-12	1D948-16-12	19	3/4	-12	19.1	1x11	67	41	41
1D946-16-16	1D948-16-16	25	1	-16	25.4	1x11	72	42	41
1D946-20-16	1D948-20-16	25	1	-16	25.4	1 1/4x11	75	46	50
1D946-20-20		31	1 1/4	-20	31.8	1 1/4x11	85	47	50
	1D948-20-20	31	1 1/4	-20	31.8	1 1/4x11	92	45	50
	1D948-24-24	38	1 1/2	-24	38.1	1 1/2x11	87	49	60
	1D948-32-32	51	2	-32	50.8	2x11	102	54	70

46/48 Series


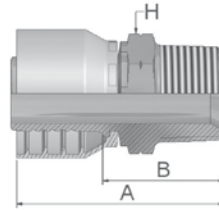
Approved fitting series for hose types:

Also available in stainless steel. Details can be found in CAT 4400.1/UK

46	or	48	441	441RH	461LT	462	462ST												
46	463	492	492ST	692	692TWIN														
48	301SN	301TC	302	304	421RH	421SN	422	426	436	451TC	462CLF	462TC	471TC	472TC	477	477ST	493	811	881


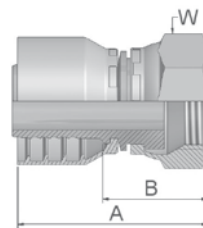
91 Male BSP Taper Pipe – Rigid Straight

BS5200 – AGR-K



Part Number		Hose I.D.				Thread	A	B	H
46 series	48 series	DN	Inch	Size	mm	BSP	mm	mm	mm
19146-4-4	19148-4-4	6	1/4	-4	6.4	1/4x19	49	26	14
	19148-6-4	6	1/4	-4	6.4	3/8x19	51	28	17
19146-4-5	19148-4-5	8	5/16	-5	7.9	1/4x19	49	25	14
19146-6-5	19148-6-5	8	5/16	-5	7.9	3/8x19	48	24	19
	19148-4-6	10	3/8	-6	9.5	1/4x19	46	24	14
19146-6-6	19148-6-6	10	3/8	-6	9.5	3/8x19	52	27	19
19146-8-6	19148-8-6	10	3/8	-6	9.5	1/2x14	57	34	22
	19148-6-8	12	1/2	-8	12.7	3/8x19	48	25	19
19146-8-8	19148-8-8	12	1/2	-8	12.7	1/2x14	57	33	22
	19148-12-10	16	5/8	-10	15.9	3/4x14	63	37	30
19146-12-12	19148-12-12	19	3/4	-12	19.1	3/4x14	63	37	30
19146-16-16	19148-16-16	25	1	-16	25.4	1x11	72	42	36

B5 Female BSP Parallel Pipe Swivel Straight (Flat Seat)



Part Number		Hose I.D.				Thread	A	B	W
46 series	48 series	DN	Inch	Size	mm	BSP	mm	mm	mm
1B546-4-4	1B548-4-4	6	1/4	-4	6.4	1/4x19	41	17	19
1B546-4-5	1B548-4-5	8	5/16	-5	7.9	1/4x19	41	17	19
1B546-6-5	1B548-6-5	8	5/16	-5	7.9	3/8x19	38	14	22
1B546-8-5	1B548-8-5	8	5/16	-5	7.9	1/2x14	44	21	27
1B546-6-6	1B548-6-6	10	3/8	-6	9.5	3/8x19	37	14	22
1B546-8-6	1B548-8-6	10	3/8	-6	9.5	1/2x14	43	20	27
1B546-8-8	1B548-8-8	12	1/2	-8	12.7	1/2x14	43	19	27
1B546-12-8	1B548-12-8	12	1/2	-8	12.7	3/4x14	43	19	32
1B546-12-10	1B548-12-10	16	5/8	-10	15.9	3/4x14	43	18	32
1B546-12-12	1B548-12-12	19	3/4	-12	19.1	3/4x14	44	18	32
1B546-16-16	1B548-16-16	25	1	-16	25.4	1x11	51	21	41

Approved **fitting series** for hose types:

Also available in stainless steel. Details can be found in CAT 4400.1/UK

46 or 48 441 441RH 461LT 462 462ST


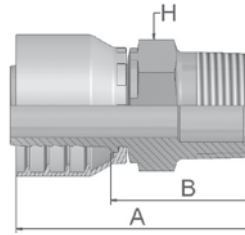
46 463 492 492ST 692 692TWIN

48 301SN 301TC 302 304 421RH 421SN 422 426 436 451TC 462CLF 462TC 471TC 472TC 477 477ST 493 811 881

01

Male NPTF Pipe Rigid – Straight

SAE J476A / J516 – AGN



Part Number		Hose I.D.				Thread	A	B	H
46 series	48 series	DN	Inch	Size	mm	UNF	mm	mm	mm
10146-2-4	10148-2-4	6	1/4	-4	6.4	1/8x27	48	24	12
10146-4-4	10148-4-4	6	1/4	-4	6.4	1/4x18	53	29	14
10146-6-4	10148-6-4	6	1/4	-4	6.4	3/8x18	55	31	19
10146-4-5	10148-4-5	8	5/16	-5	7.9	1/4x18	53	29	14
10146-6-5	10148-6-5	8	5/16	-5	7.9	3/8x18	55	31	19
10146-4-6	10148-4-6	10	3/8	-6	9.5	1/4x18	52	29	14
10146-6-6	10148-6-6	10	3/8	-6	9.5	3/8x18	54	31	19
10146-8-6	10148-8-6	10	3/8	-6	9.5	1/2x14	55	32	22
10146-6-8	10148-6-8	12	1/2	-8	12.7	3/8x18	55	32	19
10146-8-8	10148-8-8	12	1/2	-8	12.7	1/2x14	61	38	22
10146-8-10	10148-8-10	16	5/8	-10	15.9	1/2x14	63	38	22
10146-12-10	10148-12-10	16	5/8	-10	15.9	3/4x14	59	34	27
10146-12-12	10148-12-12	19	3/4	-12	19.1	3/4x14	60	34	27
10146-16-16		25	1	-16	25.4	1x11 1/2	75	45	36
	10148-16-16	25	1	-16	25.4	1x11 1/2	75	45	36
	10148-20-20	31	1 1/4	-20	31.8	1 1/4x11 1/2	104	57	46
10146-20-20		31	1 1/4	-20	31.8	1 1/4x11 1/2	86	48	46
	10148-24-24	38	1 1/2	-24	38.1	1 1/2x11 1/2	89	51	50
	10148-32-32	51	2	-32	50.8	2x11 1/2	104	55	65

46/48 Series


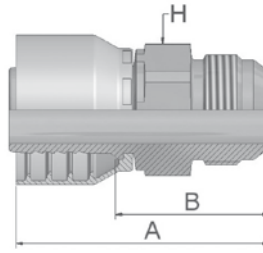
Approved fitting series for hose types:

Also available in stainless steel. Details can be found in CAT 4400.1/UK

46	or	48	441	441RH	461LT	462	462ST												
46	463	492	492ST	692	692TWIN														
48	301SN	301TC	302	304	421RH	421SN	422	426	436	451TC	462CLF	462TC	471TC	472TC	477	477ST	493	811	881

03 Male JIC 37° – Rigid Straight

ISO12151-5-S – AGJ



Part Number		Hose I.D.				Thread	A	B	H
46 series	48 series	DN	Inch	Size	mm	UNF	mm	mm	mm
10346-4-4	10348-4-4	6	1/4	-4	6.4	7/16x20	52	29	14
10346-5-4	10348-5-4	6	1/4	-4	6.4	1/2x20	52	29	14
10346-6-4	10348-6-4	6	1/4	-4	6.4	9/16x18	55	31	19
10346-5-5	10348-5-5	8	5/16	-5	7.9	1/2x20	50	26	14
10346-6-5	10348-6-5	8	5/16	-5	7.9	9/16x18	55	31	19
10346-8-5	10348-8-5	8	5/16	-5	7.9	3/4x16	57	33	19
10346-4-6	10348-4-6	10	3/8	-6	9.5	7/16x20	54	31	19
10346-5-6	10348-5-6	10	3/8	-6	9.5	1/2x20	53	30	19
10346-6-6	10348-6-6	10	3/8	-6	9.5	9/16x18	56	31	19
10346-8-6	10348-8-6	10	3/8	-6	9.5	3/4x16	53	30	22
10346-10-6	10348-10-6	10	3/8	-6	9.5	7/8x14	56	33	24
10346-8-8	10348-8-8	12	1/2	-8	12.7	3/4x16	57	34	22
10346-10-8	10348-10-8	12	1/2	-8	12.7	7/8x14	56	32	24
10346-12-8	10348-12-8	12	1/2	-8	12.7	1 1/16x12	62	38	27
10346-10-10	10348-10-10	16	5/8	-10	15.9	7/8x14	63	38	24
10346-12-10	10348-12-10	16	5/8	-10	15.9	1 1/16x12	64	39	27
10346-12-12	10348-12-12	19	3/4	-12	19.1	1 1/16x12	68	42	27
10346-14-12	10348-14-12	19	3/4	-12	19.1	1 3/16x12	68	42	30
10346-16-12	10348-16-12	19	3/4	-12	19.1	1 5/16x12	64	38	36
10346-16-16	10348-16-16	25	1	-16	25.4	1 5/16x12	76	46	36
10346-20-16	10348-20-16	25	1	-16	25.4	1 5/8x12	73	43	46
	10348-20-20	31	1 1/4	-20	31.8	1 5/8x12	101	53	46
10346-20-20		31	1 1/4	-20	31.8	1 5/8x12	86	48	46
	10348-24-24	38	1 1/2	-24	38.1	1 7/8x12	85	47	50
	10348-32-32	51	2	-32	50.8	2 1/2x12	109	61	65


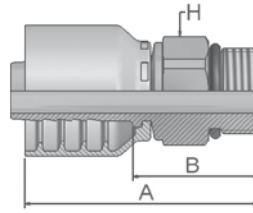
Approved fitting series for hose types:

Also available in stainless steel. Details can be found in CAT 4400.1/UK

46	or	48	441	441RH	461LT	462	462ST												
46	463	492	492ST	692	692TWIN														
48	301SN	301TC	302	304	421RH	421SN	422	426	436	451TC	462CLF	462TC	471TC	472TC	477	477ST	493	811	881

05 Male SAE Straight Thread with O-Ring – Rigid Straight

ISO 11926 – SAE J516



Part Number		Hose I.D.				Thread	A	B	H
46 series	48 series	DN	Inch	Size	mm	UNF	mm	mm	mm
	10548-6-6	10	3/8	-6	9.5	9/16 18	47	24	17
10546-8-6	10548-8-6	10	3/8	-6	9.5	3/4x16	48	25	22
10546-8-8	10548-8-8	12	1/2	-8	12.7	3/4x16	52	28	22
10546-10-8	10548-10-8	12	1/2	-8	12.7	7/8x14	49	26	27

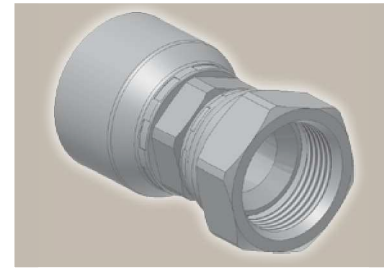
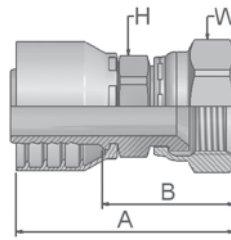
To select corresponding O-ring see section Eb.

Approved **fitting series** for hose types:

Also available in stainless steel. Details can be found in CAT 4400.1/UK

46 or 48	441	441RH	461LT	462	462ST														
46	463	492	492ST	692	692TWIN														
48	301SN	301TC	302	304	421RH	421SN	422	426	436	451TC	462CLF	462TC	471TC	472TC	477	477ST	493	811	881

06/68 Female – JIC 37°
SAE 45° Dual Flare
Swivel – Straight
ISO12151-5-SWS – DKJ



Part Number		Hose I.D.				Thread	A	B	H	W
46 series	48 series	DN	Inch	Size	mm	UNF	mm	mm	mm	mm
16846-4-4	16848-4-4	6	1/4	-4	6.4	7/16x20	52	29	14	17
16846-5-4		6	1/4	-4	6.4	1/2x20	53	30	14	17
	16848-5-4	6	1/4	-4	6.4	1/2x20	54	30	14	17
10646-6-4	10648-6-4	6	1/4	-4	6.4	9/16x18	55	31	14	19
16846-5-5		8	5/16	-5	7.9	1/2x20	54	31	14	17
	16848-5-5	8	5/16	-5	7.9	1/2x20	54	30	14	17
10646-6-5	10648-6-5	8	5/16	-5	7.9	9/16x18	53	29	14	19
16846-8-5	16848-8-5	8	5/16	-5	7.9	3/4x16	57	34	17	22
16846-4-6	16848-4-6	10	3/8	-6	9.5	7/16x20	50	27	14	17
	16848-5-6	10	3/8	-6	9.5	1/2x20	52	29	14	17
16846-5-6		10	3/8	-6	9.5	1/2x20	51	29	14	17
10646-6-6	10648-6-6	10	3/8	-6	9.5	9/16x18	52	30	17	19
16846-8-6	16848-8-6	10	3/8	-6	9.5	3/4x16	56	34	17	22
16846-10-6	16848-10-6	10	3/8	-6	9.5	7/8x14	59	36	22	27
10646-6-8	10648-6-8	12	1/2	-8	12.7	9/16x18	55	32	22	19
16846-8-8	16848-8-8	12	1/2	-8	12.7	3/4x16	56	32	22	22
16846-10-8	16848-10-8	12	1/2	-8	12.7	7/8x14	62	38	22	27
10646-12-8	10648-12-8	12	1/2	-8	12.7	1 1/16x12	62	39	27	32
16846-8-10	16848-8-10	16	5/8	-10	15.9	3/4x16	57	32	22	22
16846-10-10	16848-10-10	16	5/8	-10	15.9	7/8x14	60	35	22	27
10646-12-10	10648-12-10	16	5/8	-10	15.9	1 1/16x12	64	39	27	32
16846-8-12	16848-8-12	19	3/4	-12	19.1	3/4x16	58	32	24	22
16846-10-12	16848-10-12	19	3/4	-12	19.1	7/8x14	61	35	24	27
10646-12-12	10648-12-12	19	3/4	-12	19.1	1 1/16x12	67	41	27	32
10646-14-12	10648-14-12	19	3/4	-12	19.1	1 3/16x12	68	42	30	36
10646-16-12	10648-16-12	19	3/4	-12	19.1	1 5/16x12	71	45	32	41
10646-12-16	10648-12-16	25	1	-16	25.4	1 1/16x12	73	44	32	32
10646-16-16	10648-16-16	25	1	-16	25.4	1 5/16x12	75	46	32	41
10646-20-16	10648-20-16	25	1	-16	25.4	1 5/8x12	80	50	41	50
	10648-16-20	31	1 1/4	-20	31.8	1 5/16x12	97	50	46	41
10646-16-20		31	1 1/4	-20	31.8	1 5/16x12	87	49	41	41
	10648-20-20	31	1 1/4	-20	31.8	1 5/8x12	100	53	46	50
10646-20-20		31	1 1/4	-20	31.8	1 5/8x12	89	51	46	50
	10648-24-24	38	1 1/2	-24	38.1	1 7/8x12	98	60	55	60
	10648-32-32	51	2	-32	50.8	2 1/2x12	120	72	65	75


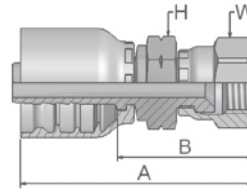
Approved fitting series for hose types:

Also available in stainless steel. Details can be found in CAT 4400.1/UK

46	or	48	441	441RH	461LT	462	462ST												
46	463	492	492ST	692	692TWIN														
48	301SN	301TC	302	304	421RH	421SN	422	426	436	451TC	462CLF	462TC	471TC	472TC	477	477ST	493	811	881

08 Female SAE 45° – Swivel Straight

SAE J516



Part Number		Hose I.D.				Thread	A	B	H	W
46 series	48 series	DN	Inch	Size	mm	UNF	mm	mm	mm	mm
10846-6-6	10848-6-6	10	3/8	-6	9.5	5/8x18	57	34	19	19

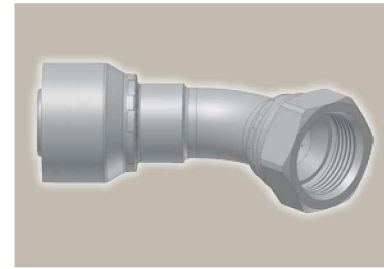
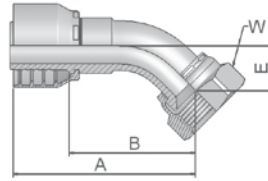
46/48 Series

Approved **fitting series** for hose types:

Also available in stainless steel. Details can be found in CAT 4400.1/UK

46 or 48	441	441RH	461LT	462	462ST														
46	463	492	492ST	692	692TWIN														
48	301SN	301TC	302	304	421RH	421SN	422	426	436	451TC	462CLF	462TC	471TC	472TC	477	477ST	493	811	881

**37/3V Female JIC 37°
SAE 45° – Dual Flare
Swivel Female 45° Elbow**
ISO 12151-5-SWE 45° – DKJ 45°




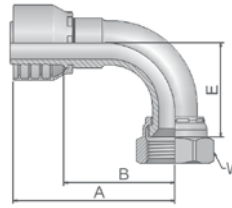
Part Number		Hose I.D.				Thread	A	B	E	W
46 series	48 series	DN	Inch	Size	mm	UNF	mm	mm	mm	mm
13V46-4-4	13V48-4-4	6	1/4	-4	6.4	7/16x20	53	29	10	17
13V46-5-4	13V48-5-4	6	1/4	-4	6.4	1/2x20	57	33	9	17
13746-6-4	13748-6-4	6	1/4	-4	6.4	9/16x18	55	31	11	19
13V46-5-5	13V48-5-5	8	5/16	-5	7.9	1/2x20	53	29	10	17
13746-6-5	13748-6-5	8	5/16	-5	7.9	9/16x18	58	35	10	19
13746-6-6	13748-6-6	10	3/8	-6	9.5	9/16x18	60	37	11	19
13V46-8-6	13V48-8-6	10	3/8	-6	9.5	3/4x16	67	44	15	22
13V46-10-6	13V48-10-6	10	3/8	-6	9.5	7/8 14	69	46	17	27
13V46-8-8	13V48-8-8	12	1/2	-8	12.7	3/4x16	61	37	15	22
13V46-10-8	13V48-10-8	12	1/2	-8	12.7	7/8x14	70	46	16	27
13V46-10-10	13V48-10-10	16	5/8	-10	15.9	7/8x14	69	44	16	27
13746-12-10	13748-12-10	16	5/8	-10	15.9	1 1/16x12	74	49	21	32
13746-12-12	13748-12-12	19	3/4	-12	19.1	1 1/16x12	83	58	22	32
13746-14-12	13748-14-12	19	3/4	-12	19.1	1 3/16x12	84	58	22	36
13746-16-12	13748-16-12	19	3/4	-12	19.1	1 5/16x12	84	58	24	41
13746-12-16	13748-12-16	25	1	-16	25.4	1 1/16x12	91	61	21	32
13746-16-16	13748-16-16	25	1	-16	25.4	1 5/16x12	99	70	24	41
13746-20-16	13748-20-16	25	1	-16	25.4	1 5/8x12	101	71	26	50
	13748-20-20	31	1 1/4	-20	31.8	1 5/8x12	134	87	30	50
13746-20-20		31	1 1/4	-20	31.8	1 5/8x12	129	91	31	50
	13748-24-24	38	1 1/2	-24	38.1	1 7/8x12	165	127	58	60

Approved **fitting series** for hose types:

Also available in stainless steel. Details can be found in CAT 4400.1/UK

46	or	48	441	441RH	461LT	462	462ST												
46	463	492	492ST	692	692TWIN														
48	301SN	301TC	302	304	421RH	421SN	422	426	436	451TC	462CLF	462TC	471TC	472TC	477	477ST	493	811	881

39/3W Female JIC 37°
SAE 45° – Dual Flare
Swivel Female 90° Elbow
ISO 12151-5-SWES – DKJ 90°



Part Number		Hose I.D.				Thread	A	B	E	W
46 series	48 series	DN	Inch	Size	mm	UNF	mm	mm	mm	mm
13W46-4-4	13W48-4-4	6	1/4	-4	6.4	7/16x20	48	24	21	17
13W46-5-4	13W48-5-4	6	1/4	-4	6.4	1/2x20	57	34	21	17
13946-6-4	13948-6-4	6	1/4	-4	6.4	9/16x18	49	25	23	19
13W46-5-5	13W48-5-5	8	5/16	-5	7.9	1/2x20	49	25	21	17
13946-6-5	13948-6-5	8	5/16	-5	7.9	9/16x18	51	28	23	19
13W46-4-6	13W48-4-6	10	3/8	-6	9.5	7/16x20	46	23	21	17
13946-6-6	13948-6-6	10	3/8	-6	9.5	9/16x18	51	28	23	19
13W46-8-6	13W48-8-6	10	3/8	-6	9.5	3/4x16	59	36	29	22
13W46-10-6	13W48-10-6	10	3/8	-6	9.5	7/8x14	61	38	32	27
13946-6-8	13948-6-8	12	1/2	-8	12.7	9/16x18	54	30	23	19
13W46-8-8	13W48-8-8	12	1/2	-8	12.7	3/4x16	55	31	29	22
13W46-10-8	13W48-10-8	12	1/2	-8	12.7	7/8x14	63	39	32	27
13W46-10-10	13W48-10-10	16	5/8	-10	15.9	7/8x14	64	39	33	27
13946-12-10	13948-12-10	16	5/8	-10	15.9	1 1/16x12	74	49	48	32
13946-12-12	13948-12-12	19	3/4	-12	19.1	1 1/16x12	80	54	48	32
13946-14-12	13948-14-12	19	3/4	-12	19.1	1 3/16x12	80	54	51	36
13946-16-12	13948-16-12	19	3/4	-12	19.1	1 5/16x12	80	54	56	41
13946-12-16	13948-12-16	25	1	-16	25.4	1 1/16x12	87	58	48	32
13946-16-16	13948-16-16	25	1	-16	25.4	1 5/16x12	98	68	56	41
13946-20-16	13948-20-16	25	1	-16	25.4	1 5/8x12	98	68	62	50
	13948-20-20	31	1 1/4	-20	31.8	1 5/8x12	129	82	70	50
13946-20-20		31	1 1/4	-20	31.8	1 5/8x12	124	86	70	50
	13948-24-24	38	1 1/2	-24	38.1	1 7/8x12	140	102	91	60

46/48 Series


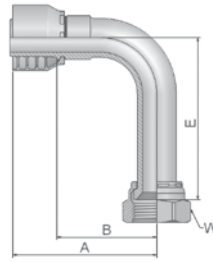
Approved fitting series for hose types:

Also available in stainless steel. Details can be found in CAT 4400.1/UK

46	or	48	441	441RH	461LT	462	462ST												
46	463	492	492ST	692	692TWIN														
48	301SN	301TC	302	304	421RH	421SN	422	426	436	451TC	462CLF	462TC	471TC	472TC	477	477ST	493	811	881

41/3Y Female JIC 37° / 45° Swivel Female 90° Elbow (Long)

ISO 12151-5-SWEL – DKJ 90°L



Part Number		Hose I.D.				Thread	A	B	E	W
46 series	48 series	DN	Inch	Size	mm	UNF	mm	mm	mm	mm
13Y46-4-4	13Y48-4-4	6	1/4	-4	6.4	7/16x20	61	37	46	17
14146-6-4	14148-6-4	6	1/4	-4	6.4	9/16x18	57	34	55	19
14146-6-6	14148-6-6	10	3/8	-6	9.5	9/16x18	57	34	54	19
13Y46-8-6	13Y48-8-6	10	3/8	-6	9.5	3/4x16	55	32	62	22
13Y46-8-8	13Y48-8-8	12	1/2	-8	12.7	3/4x16	59	36	64	22
13Y46-10-10	13Y48-10-10	16	5/8	-10	15.9	7/8x14	61	36	70	27
14146-12-12	14148-12-12	19	3/4	-12	19.1	1 1/16x12	80	54	96	32
14146-16-16	14148-16-16	25	1	-16	25.4	1 5/16x12	98	68	110	41

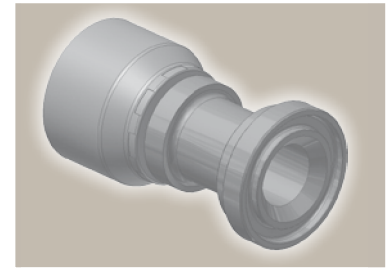
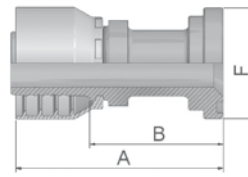
Approved **fitting series** for hose types:

Also available in stainless steel. Details can be found in CAT 4400.1/UK

46	or	48	441	441RH	461LT	462	462ST												
46	463	492	492ST	692	692TWIN														
48	301SN	301TC	302	304	421RH	421SN	422	426	436	451TC	462CLF	462TC	471TC	472TC	477	477ST	493	811	881

15 ISO 6162-1 Flange Straight

ISO 12151-3-S-L – SFL
(21.0 MPa/ 3000 psi)



Part Number		Hose I.D.				Flange	A	B	F
46 series	48 series	DN	Inch	Size	mm	Inch	mm	mm	mm
11546-8-8	11548-8-8	12	1/2	-8	12.7	1/2	74	50	30
11546-12-8	11548-12-8	12	1/2	-8	12.7	3/4	51	27	38
11546-12-10	11548-12-10	16	5/8	-10	15.9	3/4	55	30	38
11546-12-12	11548-12-12	19	3/4	-12	19.1	3/4	81	55	38
11546-16-12	11548-16-12	19	3/4	-12	19.1	1	56	30	45
11546-20-12	11548-20-12	19	3/4	-12	19.1	1 1/4	77	51	51
11546-16-16	11548-16-16	25	1	-16	25.4	1	84	54	45
11546-20-16	11548-20-16	25	1	-16	25.4	1 1/4	65	35	51
11546-24-16	11548-24-16	25	1	-16	25.4	1 1/2	97	67	60
	11548-16-20	31	1 1/4	-20	31.8	1	111	64	45
	11548-20-20	31	1 1/4	-20	31.8	1 1/4	119	72	51
11546-20-20		31	1 1/4	-20	31.8	1 1/4	114	76	51
	11548-24-20	31	1 1/4	-20	31.8	1 1/2	82	35	60
11546-24-20		31	1 1/4	-20	31.8	1 1/2	72	35	60
	11548-32-20	31	1 1/4	-20	31.8	2	123	76	71
	11548-24-24	38	1 1/2	-24	38.1	1 1/2	117	79	60
	11548-32-24	38	1 1/2	-24	38.1	2	80	42	71
	11548-24-32	51	2	-32	50.8	1 1/2	129	81	60
	11548-32-32	51	2	-32	50.8	2	127	79	71

To select corresponding half-flange and O-ring see section Eb.

46/48 Series

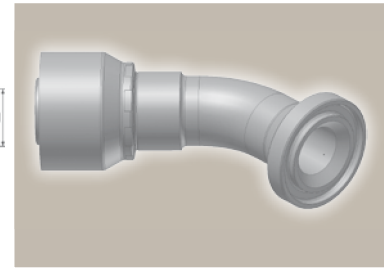
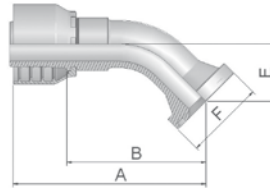
Approved fitting series for hose types:

Also available in stainless steel. Details can be found in CAT 4400.1/UK

46	or	48	441	441RH	461LT	462	462ST												
46	463	492	492ST	692	692TWIN														
48	301SN	301TC	302	304	421RH	421SN	422	426	436	451TC	462CLF	462TC	471TC	472TC	477	477ST	493	811	881

17 ISO 6162-1 Flange 45° Elbow

ISO 12151-3 – E45 – L – SFL 45°
(21.0 MPa/ 3000 psi)



Part Number		Hose I.D.				Flange	A	B	E	F
46 series	48 series	DN	Inch	Size	mm	Inch	mm	mm	mm	mm
11746-8-8	11748-8-8	12	1/2	-8	12.7	1/2	72	48	20	30
11746-12-8	11748-12-8	12	1/2	-8	12.7	3/4	70	47	21	38
11746-12-10	11748-12-10	16	5/8	-10	15.9	3/4	75	50	24	38
11746-12-12	11748-12-12	19	3/4	-12	19.1	3/4	88	62	26	38
11746-16-12	11748-16-12	19	3/4	-12	19.1	1	88	62	26	45
11746-20-12	11748-20-12	19	3/4	-12	19.1	1 1/4	87	61	25	51
	11748-16-16	25	1	-16	25.4	1	107	78	32	45
11746-16-16		25	1	-16	25.4	1	109	78	32	45
11746-20-16	11748-20-16	25	1	-16	25.4	1 1/4	109	79	32	51
	11748-16-20	31	1 1/4	-20	31.8	1	141	94	38	45
	11748-20-20	31	1 1/4	-20	31.8	1 1/4	141	94	38	51
11746-20-20		31	1 1/4	-20	31.8	1 1/4	136	98	38	51
	11748-24-20	31	1 1/4	-20	31.8	1 1/2	141	94	38	60
11746-24-20		31	1 1/4	-20	31.8	1 1/2	136	98	38	60
	11748-24-24	38	1 1/2	-24	38.1	1 1/2	151	113	44	60
	11748-32-24	38	1 1/2	-24	38.1	2	150	112	44	71
	11748-24-32	51	2	-32	50.8	1 1/2	153	105	36	60
	11748-32-32	51	2	-32	50.8	2	202	153	56	71

To select corresponding half-flange and O-ring see section Eb.

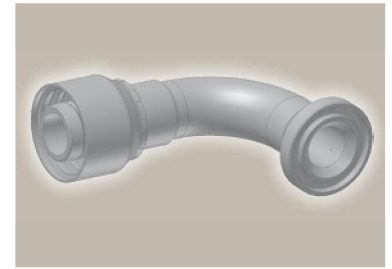
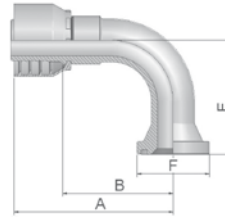
Approved **fitting series** for hose types:

Also available in stainless steel. Details can be found in CAT 4400.1/UK

46	or	48	441	441RH	461LT	462	462ST												
46	463	492	492ST	692	692TWIN														
48	301SN	301TC	302	304	421RH	421SN	422	426	436	451TC	462CLF	462TC	471TC	472TC	477	477ST	493	811	881

19 ISO 6162-1 Flange 90° Elbow

ISO 12151-3 – E– L – SFL 90°
(21.0 MPa/ 3000 psi)



Part Number		Hose I.D.				Flange	A	B	E	F
46 series	48 series	DN	Inch	Size	mm	Inch	mm	mm	mm	mm
11946-8-8	11948-8-8	12	1/2	-8	12.7	1/2	64	41	41	30
11946-12-8	11948-12-8	12	1/2	-8	12.7	3/4	70	47	43	38
11946-12-10	11948-12-10	16	5/8	-10	15.9	3/4	78	53	52	38
11946-16-10	11948-16-10	16	5/8	-10	15.9	1	78	53	53	45
11946-12-12	11948-12-12	19	3/4	-12	19.1	3/4	80	54	58	38
11946-16-12	11948-16-12	19	3/4	-12	19.1	1	80	54	58	45
11946-20-12	11948-20-12	19	3/4	-12	19.1	1 1/4	80	54	54	51
11946-12-16	11948-12-16	25	1	-16	25.4	3/4	98	68	70	38
11946-16-16	11948-16-16	25	1	-16	25.4	1	98	68	70	45
11946-20-16	11948-20-16	25	1	-16	25.4	1 1/4	102	72	70	51
	11948-24-16	25	1	-16	25.4	1 1/2	100	70	62	60
	11948-16-20	31	1 1/4	-20	31.8	1	129	82	90	45
11946-20-20		31	1 1/4	-20	31.8	1 1/4	124	86	90	51
	11948-20-20	31	1 1/4	-20	31.8	1 1/4	130	83	90	51
	11948-24-20	31	1 1/4	-20	31.8	1 1/2	129	82	90	60
11946-24-20		31	1 1/4	-20	31.8	1 1/2	124	86	90	60
	11948-32-20	31	1 1/4	-20	31.8	2	130	83	67	71
	11948-24-24	38	1 1/2	-24	38.1	1 1/2	149	111	104	60
	11948-32-24	38	1 1/2	-24	38.1	2	139	101	104	71
	11948-24-32	51	2	-32	50.8	1 1/2	154	106	104	60
	11948-32-32	51	2	-32	50.8	2	180	132	138	71

To select corresponding half-flange and O-ring see section Eb.

46/48 Series

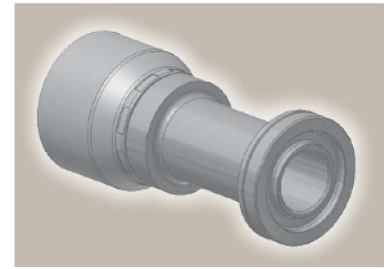
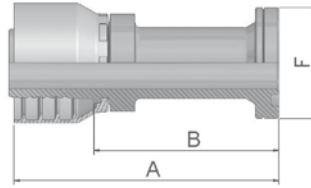
Approved fitting series for hose types:

Also available in stainless steel. Details can be found in CAT 4400.1/UK

46	or	48	441	441RH	461LT	462	462ST												
46	463	492	492ST	692	692TWIN														
48	301SN	301TC	302	304	421RH	421SN	422	426	436	451TC	462CLF	462TC	471TC	472TC	477	477ST	493	811	881

6A ISO 6162-2 Flange Straight

ISO 12151-3-S-S – SFS
(42.0 MPa/ 6000 psi)

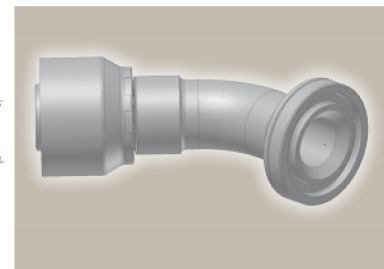
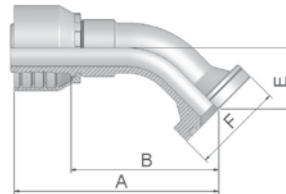


Part Number		Hose I.D.				Flange	A	B	F
46 series	48 series	DN	Inch	Size	mm	Inch	mm	mm	mm
16A46-8-8	16A48-8-8	12	1/2	-8	12.7	1/2	75	51	32
	16A48-12-10	16	5/8	-10	15.9	3/4	60	35	41
16A46-12-12	16A48-12-12	19	3/4	-12	19.1	3/4	96	70	41
16A46-12-16	16A48-12-16	25	1	-16	25.4	3/4	99	69	41
16A46-16-16	16A48-16-16	25	1	-16	25.4	1	111	81	48
16A46-20-20		31	1 1/4	-20	31.8	1 1/4	122	84	54
	16A48-20-20	31	1 1/4	-20	31.8	1 1/4	130	83	54
	16A48-24-24	38	1 1/2	-24	38.1	1 1/2	139	101	64
	16A48-32-32	51	2	-32	50.8	2	172	124	79

To select corresponding half-flange and O-ring see section Eb.

6F ISO 6162-2 Flange 45° Elbow – Heavy Series

ISO 12151-3 – E45-S – SFS 45°
(42.0 MPa/ 6000 psi)



Part Number		Hose I.D.				Flange	A	B	E	F
46 series	48 series	DN	Inch	Size	mm	Inch	mm	mm	mm	mm
16F46-12-12	16F48-12-12	19	3/4	-12	19.1	3/4	88	62	26	41
16F46-16-16	16F48-16-16	25	1	-16	25.4	1	107	78	32	48
	16F48-20-20	31	1 1/4	-20	31.8	1 1/4	141	94	38	54
	16F48-24-24	38	1 1/2	-24	38.1	1 1/2	150	112	44	64
	16F48-32-32	51	2	-32	50.8	2	200	152	56	79

To select corresponding half-flange and O-ring see section Eb.

Approved **fitting series** for hose types:

Also available in stainless steel. Details can be found in CAT 4400.1/UK

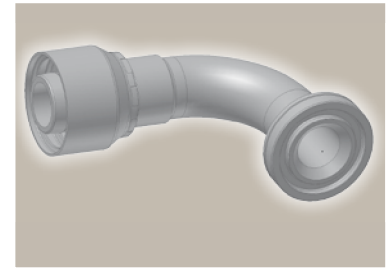
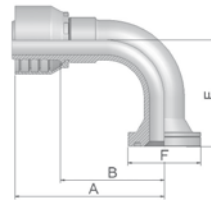
46 or **48** 441 441RH 461LT 462 462ST

46 463 492 492ST 692 692TWIN

48 301SN 301TC 302 304 421RH 421SN 422 426 436 451TC 462CLF 462TC 471TC 472TC 477 477ST 493 811 881

6N ISO 6162-2 Flange 90° Elbow

ISO 12151-3 – E-S – SFS 90°
(42.0 MPa/ 6000 psi)



Part Number		Hose I.D.				Flange	A	B	E	F
46 series	48 series	DN	Inch	Size	mm	Inch	mm	mm	mm	mm
16N46-8-12	16N48-8-12	19	3/4	-12	19.1	1/2	70	44	40	32
16N46-12-12	16N48-12-12	19	3/4	-12	19.1	3/4	80	54	54	41
16N46-16-12	16N48-16-12	19	3/4	-12	19.1	1	80	54	53	48
16N46-12-16	16N48-12-16	25	1	-16	25.4	3/4	88	58	70	41
16N46-16-16	16N48-16-16	25	1	-16	25.4	1	98	68	70	48
	16N48-20-20	31	1 1/4	-20	31.8	1 1/4	129	82	90	54
16N46-20-20		31	1 1/4	-20	31.8	1 1/4	124	86	90	54
	16N48-24-24	38	1 1/2	-24	38.1	1 1/2	139	101	104	64
	16N48-32-32	51	2	-32	50.8	2	186	138	138	79

To select corresponding half-flange and O-ring see section Eb.

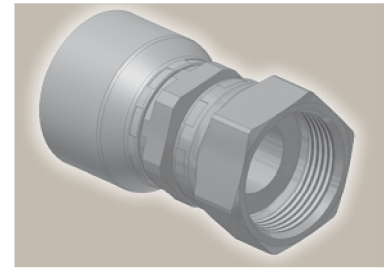
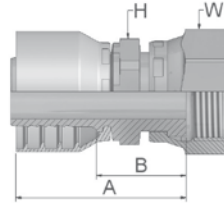
Approved **fitting series** for hose types:

Also available in stainless steel. Details can be found in CAT 4400.1/UK

- 46 or 48
441 441RH 461LT 462 462ST
- 46
463 492 492ST 692 692TWIN
- 48
301SN 301TC 302 304 421RH 421SN 422 426 436 451TC 462CLF 462TC 471TC 472TC 477 477ST 493 811 881

JC Female ORFS Swivel – Straight Short

ISO 12151-1 – SWSA
SAE J516 – ORFS



Part Number		Hose I.D.				Thread	A	B	H	W
46 series	48 series	DN	Inch	Size	mm	UNF	mm	mm	mm	mm
1JC46-4-4	1JC48-4-4	6	1/4	-4	6.4	9/16x18	46	22	14	17
1JC46-6-4	1JC48-6-4	6	1/4	-4	6.4	11/16x16	45	23	17	22
1JC46-8-4	1JC48-8-4	6	1/4	-4	6.4	13/16x16	45	22	19	24
1JC46-6-5	1JC48-6-5	8	5/16	-5	7.9	11/16x16	47	23	17	22
1JC46-4-6	1JC48-4-6	10	3/8	-6	9.5	9/16x18	42	19	17	17
1JC46-6-6	1JC48-6-6	10	3/8	-6	9.5	11/16x16	43	21	17	22
1JC46-8-6	1JC48-8-6	10	3/8	-6	9.5	13/16x16	45	22	19	24
1JC46-6-8	1JC48-6-8	12	1/2	-8	12.7	11/16x16	44	20	17	22
1JC46-8-8	1JC48-8-8	12	1/2	-8	12.7	13/16x16	46	22	22	24
1JC46-10-8	1JC48-10-8	12	1/2	-8	12.7	1x14	48	24	24	30
1JC46-12-8	1JC48-12-8	12	1/2	-8	12.7	1 3/16x12	52	29	30	36
1JC46-8-10	1JC48-8-10	16	5/8	-10	15.9	13/16x16	47	22	22	24
1JC46-10-10	1JC48-10-10	16	5/8	-10	15.9	1x14	51	26	24	30
1JC46-12-10	1JC48-12-10	16	5/8	-10	15.9	1 3/16x12	54	28	30	36
1JC46-10-12	1JC48-10-12	19	3/4	-12	19.1	1x14	54	28	24	30
1JC46-12-12	1JC48-12-12	19	3/4	-12	19.1	1 3/16x12	55	29	30	36
1JC46-16-12	1JC48-16-12	19	3/4	-12	19.1	1 7/16x12	59	33	36	41
	1JC48-12-16	25	1	-16	25.4	1 3/16x12	60	30	32	36
1JC46-16-16	1JC48-16-16	25	1	-16	25.4	1 7/16x12	63	33	36	41
1JC46-20-16	1JC48-20-16	25	1	-16	25.4	1 11/16x12	62	32	41	50
1JC46-20-20		31	1 1/4	-20	31.8	1 11/16x12	71	33	41	50
	1JC48-20-20	31	1 1/4	-20	31.8	1 11/16x12	85	36	50	50

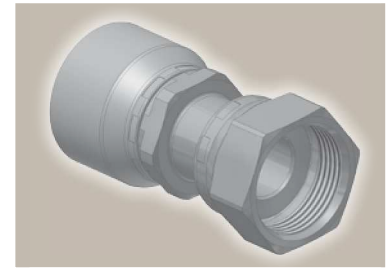
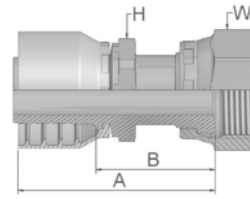
Approved **fitting series** for hose types:

Also available in stainless steel. Details can be found in CAT 4400.1/UK

46	or	48	441	441RH	461LT	462	462ST												
46	463	492	492ST	692	692TWIN														
48	301SN	301TC	302	304	421RH	421SN	422	426	436	451TC	462CLF	462TC	471TC	472TC	477	477ST	493	811	881

JS ORFS Swivel Female (Long)

ISO 12151-1-SWSB
SAE J516 – ORFS



Part Number		Hose I.D.				Thread	A	B	H	W
46 series	48 series	DN	Inch	Size	mm	UNF	mm	mm	mm	mm
1JS46-4-4	1JS48-4-4	6	1/4	-4	6.4	9/16x18	51	29	14	17
		6	1/4	-4	6.4	9/16x18	53	29	14	17
	1JS48-6-4	6	1/4	-4	6.4	11/16x16	54	31	17	22
1JS46-6-4		6	1/4	-4	6.4	11/16x16	56	31	17	22
1JS46-6-5	1JS48-6-5	8	5/16	-5	7.9	11/16x16	55	31	17	22
	1JS48-4-6	10	3/8	-6	9.5	9/16x18	53	31	14	17
1JS46-6-6	1JS48-6-6	10	3/8	-6	9.5	11/16x16	52	29	17	22
1JS46-8-6	1JS48-8-6	10	3/8	-6	9.5	13/16x16	58	35	19	24
1JS46-6-8	1JS48-6-8	12	1/2	-8	12.7	11/16x16	52	29	17	22
1JS46-8-8	1JS48-8-8	12	1/2	-8	12.7	13/16x16	57	33	22	24
1JS46-10-8	1JS48-10-8	12	1/2	-8	12.7	1x14	63	39	24	30
1JS46-10-10	1JS48-10-10	16	5/8	-10	15.9	1x14	65	39	24	30
1JS46-12-10	1JS48-12-10	16	5/8	-10	15.9	1 3/16x12	70	45	30	36
	1JS48-10-12	19	3/4	-12	19.1	1x14	65	39	24	30
1JS46-12-12	1JS48-12-12	19	3/4	-12	19.1	1 3/16x12	71	45	30	36
1JS46-16-12	1JS48-16-12	19	3/4	-12	19.1	1 7/16x12	73	47	36	41
1JS46-16-16	1JS48-16-16	25	1	-16	25.4	1 7/16x12	76	46	36	41
	1JS48-20-20	31	1 1/4	-20	31.8	1 11/16x12	102	54	46	50
1JS46-20-20		31	1 1/4	-20	31.8	1 11/16x12	88	50	41	50
	1JS48-24-24	38	1 1/2	-24	38.1	2x12	99	62	50	60

46/48 Series

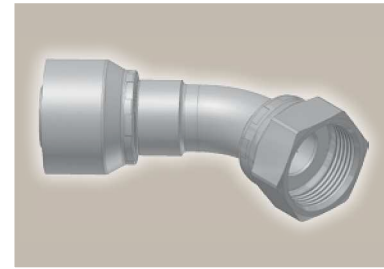
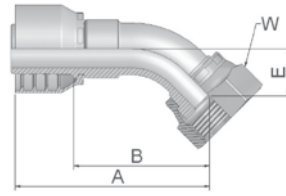
Approved fitting series for hose types:

Also available in stainless steel. Details can be found in CAT 4400.1/UK

46	or	48	441	441RH	461LT	462	462ST												
46	463	492	492ST	692	692TWIN														
48	301SN	301TC	302	304	421RH	421SN	422	426	436	451TC	462CLF	462TC	471TC	472TC	477	477ST	493	811	881

J7 Female ORFS – Swivel 45° Elbow

ISO 12151-1 – SWE 45°
SAE J516 – ORFS 45°



Part Number		Hose I.D.				Thread	A	B	E	W
46 series	48 series	DN	Inch	Size	mm	UNF	mm	mm	mm	mm
1J746-4-4	1J748-4-4	6	1/4	-4	6.4	9/16x18	52	28	10	17
1J746-6-4	1J748-6-4	6	1/4	-4	6.4	11/16x16	53	30	11	22
1J746-8-4	1J748-8-4	6	1/4	-4	6.4	13/16x16	59	34	15	24
1J746-6-5	1J748-6-5	8	5/16	-5	7.9	11/16x16	56	32	11	22
1J746-6-6	1J748-6-6	10	3/8	-6	9.5	11/16x16	54	31	11	22
1J746-8-6	1J748-8-6	10	3/8	-6	9.5	13/16x16	59	36	15	24
	1J748-6-8	12	1/2	-8	12.7	11/16	57	33	11	22
1J746-6-8		12	1/2	-8	12.7	11/16x16	57	33	11	22
1J746-8-8	1J748-8-8	12	1/2	-8	12.7	13/16x16	61	38	15	24
1J746-10-8	1J748-10-8	12	1/2	-8	12.7	1x14	65	41	16	30
1J746-12-8	1J748-12-8	12	1/2	-8	12.7	1 3/16x12	77	53	21	36
1J746-10-10	1J748-10-10	16	5/8	-10	15.9	1x14	67	42	16	30
1J746-12-10	1J748-12-10	16	5/8	-10	15.9	1 3/16x12	80	55	21	36
1J746-10-12	1J748-10-12	19	3/4	-12	19.1	1x14	73	47	16	30
1J746-12-12	1J748-12-12	19	3/4	-12	19.1	1 3/16x12	83	57	21	36
1J746-16-12	1J748-16-12	19	3/4	-12	19.1	1 7/16x12	94	68	24	41
1J746-12-16	1J748-12-16	25	1	-16	25.4	1 3/16x12	91	61	21	36
1J746-16-16	1J748-16-16	25	1	-16	25.4	1 7/16x12	99	69	24	41
1J746-20-16	1J748-20-16	25	1	-16	25.4	1 11/16x12	101	71	25	50
1J746-20-20		31	1 1/4	-20	31.8	1 11/16x12	124	86	26	50
	1J748-20-20	31	1 1/4	-20	31.8	1 11/16x12	130	82	27	50
	1J748-24-24	38	1 1/2	-24	38.1	2x12	148	110	40	60

Approved fitting series for hose types:

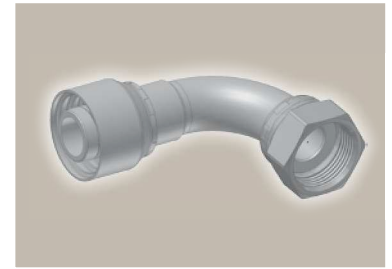
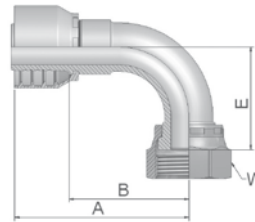
Also available in stainless steel. Details can be found in CAT 4400.1/UK

46	or	48	441	441RH	461LT	462	462ST												
46	463	492	492ST	692	692TWIN														
48	301SN	301TC	302	304	421RH	421SN	422	426	436	451TC	462CLF	462TC	471TC	472TC	477	477ST	493	811	881

J9

Female ORFS – Swivel 90° Elbow – Short Drop

ISO 12151-1 – SWES
SAE J516 – ORFS 90°



Part Number		Hose I.D.				Thread	A	B	E	W
46 series	48 series	DN	Inch	Size	mm	UNF	mm	mm	mm	mm
1J946-4-4	1J948-4-4	6	1/4	-4	6.4	9/16x18	52	29	21	17
1J946-6-4	1J948-6-4	6	1/4	-4	6.4	11/16x16	51	27	23	22
	1J948-8-4	6	1/4	-4	6.4	13/16x16	50	26	29	24
1J946-6-5	1J948-6-5	8	5/16	-5	7.9	11/16x16	53	29	23	22
1J946-4-6	1J948-4-6	10	3/8	-6	9.5	9/16x18	47	24	21	17
1J946-6-6	1J948-6-6	10	3/8	-6	9.5	11/16x16	52	29	23	22
1J946-8-6	1J948-8-6	10	3/8	-6	9.5	13/16x16	53	30	29	24
1J946-6-8	1J948-6-8	12	1/2	-8	12.7	11/16x16	53	29	23	22
1J946-8-8	1J948-8-8	12	1/2	-8	12.7	13/16x16	55	32	29	24
1J946-10-8	1J948-10-8	12	1/2	-8	12.7	1x14	66	42	32	30
1J946-12-8	1J948-12-8	12	1/2	-8	12.7	1 3/16x12	58	34	48	36
1J946-10-10	1J948-10-10	16	5/8	-10	15.9	1x14	65	39	32	30
1J946-12-10	1J948-12-10	16	5/8	-10	15.9	1 3/16x12	71	45	48	36
1J946-10-12	1J948-10-12	19	3/4	-12	19.1	1x14	69	43	32	30
1J946-12-12	1J948-12-12	19	3/4	-12	19.1	1 3/16x12	82	54	48	36
1J946-16-12		19	3/4	-12	19.1	1 7/16x12	88	62	56	41
	1J948-12-16	25	1	-16	25.4	1 3/16 12	88	58	48	36
1J946-12-16		25	1	-16	25.4	1 3/16x12	88	58	48	36
1J946-16-16	1J948-16-16	25	1	-16	25.4	1 7/16x12	98	68	56	41
1J946-20-16	1J948-20-16	25	1	-16	25.4	1 11/16x12	104	74	64	50
1J946-20-20		31	1 1/4	-20	31.8	1 11/16x12	124	86	64	50
	1J948-20-20	31	1 1/4	-20	31.8	1 11/16x12	129	82	64	50
	1J948-24-24	38	1 1/2	-24	38.1	2x12	140	102	82	60

46/48 Series

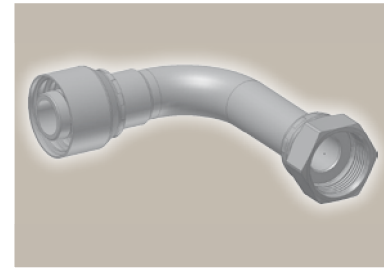
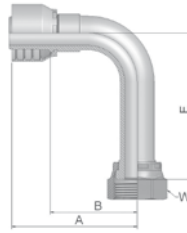
Approved fitting series for hose types:

Also available in stainless steel. Details can be found in CAT 4400.1/UK

46	or	48	441	441RH	461LT	462	462ST												
46	463	492	492ST	692	692TWIN														
48	301SN	301TC	302	304	421RH	421SN	422	426	436	451TC	462CLF	462TC	471TC	472TC	477	477ST	493	811	881

J1 Female ORFS – Swivel 90° Elbow – Long Drop


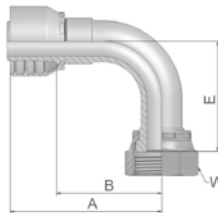
ISO 12151-1 – SWEL
SAE J 516 – ORFS 90° L



Part Number		Hose I.D.				Thread	A	B	E	W
46 series	48 series	DN	Inch	Size	mm	UNF	mm	mm	mm	mm
1J146-4-4	1J148-4-4	6	1/4	-4	6.4	9/16x18	58	35	46	17
	1J148-6-4	6	1/4	-4	6.4	11/16x16	59	36	54	22
1J146-6-6	1J148-6-6	10	3/8	-6	9.5	11/16x16	58	35	54	22
1J146-8-6	1J148-8-6	10	3/8	-6	9.5	13/16x16	59	37	64	24
1J146-8-8	1J148-8-8	12	1/2	-8	12.7	13/16x16	61	37	64	24
	1J148-10-8	12	1/2	-8	12.7	1x14	66	42	70	30
1J146-10-10	1J148-10-10	16	5/8	-10	15.9	1x14	65	40	70	30
1J146-12-12	1J148-12-12	19	3/4	-12	19.1	1 3/16x12	80	54	96	36
	1J148-16-16	25	1	-16	25.4	1 7/16x12	98	68	114	41

J5 Female ORFS – Swivel 90° Elbow – Medium Drop

ISO 12151-1 – SWEM – ORFS 90° M



Part Number		Hose I.D.				Thread	A	B	E	W
46 series	48 series	DN	Inch	Size	mm	UNF	mm	mm	mm	mm
1J546-4-4	1J548-4-4	6	1/4	-4	6.4	9/16x18	59	35	32	17
1J546-6-4	1J548-6-4	6	1/4	-4	6.4	11/16x16	62	39	38	22
1J546-6-6	1J548-6-6	10	3/8	-6	9.5	11/16x16	58	35	38	22
1J546-8-6	1J548-8-6	10	3/8	-6	9.5	13/16x16	60	37	41	24
1J546-8-8	1J548-8-8	12	1/2	-8	12.7	13/16x16	60	37	41	24
	1J548-10-8	12	1/2	-8	12.7	1x14	66	43	47	30
1J546-10-10	1J548-10-10	16	5/8	-10	15.9	1x14	65	39	47	30
1J546-12-12	1J548-12-12	19	3/4	-12	19.1	1 3/16x12	80	54	58	36

Approved **fitting series** for hose types:


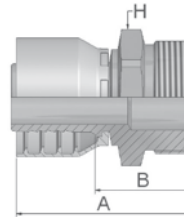
Also available in stainless steel. Details can be found in CAT 4400.1/UK

46 or **48** 441 441RH 461LT 462 462ST

46 463 492 492ST 692 692TWIN

48 301SN 301TC 302 304 421RH 421SN 422 426 436 451TC 462CLF 462TC 471TC 472TC 477 477ST 493 811 881


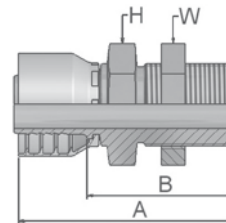
JM **ORFS Male**
ISO 12151-1-S – SAE J516



Part Number		Hose I.D.				Thread	A	B	H
46 series	48 series	DN	Inch	Size	mm	UNF	mm	mm	mm
1JM46-4-4	1JM48-4-4	6	1/4	-4	6.4	9/16x18	44	22	17
		6	1/4	-4	6.4	9/16x18	46	22	17
	1JM48-6-4	6	1/4	-4	6.4	11/16x16	46	24	19
1JM46-6-4		6	1/4	-4	6.4	11/16x16	48	24	19
1JM46-6-5	1JM48-6-5	8	5/16	-5	7.9	11/16x16	53	26	19
1JM46-6-6	1JM48-6-6	10	3/8	-6	9.5	11/16x16	47	24	19
1JM46-8-6	1JM48-8-6	10	3/8	-6	9.5	13/16x16	50	27	22
1JM46-8-8	1JM48-8-8	12	1/2	-8	12.7	13/16x16	51	27	22
1JM46-10-8	1JM48-10-8	12	1/2	-8	12.7	1x14	55	32	27
1JM46-10-10	1JM48-10-10	16	5/8	-10	15.9	1x14	57	32	27
1JM46-12-10	1JM48-12-10	16	5/8	-10	15.9	1 3/16x12	59	34	32
1JM46-12-12	1JM48-12-12	19	3/4	-12	19.1	1 3/16x12	61	35	32
1JM46-16-12	1JM48-16-12	19	3/4	-12	19.1	1 7/16x12	64	38	41
1JM46-16-16	1JM48-16-16	25	1	-16	25.4	1 7/16x12	67	37	41
1JM46-20-16	1JM48-20-16	25	1	-16	25.4	1 11/16x12	66	36	46
	1JM48-20-20	31	1 1/4	-20	31.8	1 11/16x12	85	37	46

To select corresponding O-ring see section Eb.

JD **Male ORFS**
Bulkhead with Locknut
Straight (with O-ring)
ISO 12151-1 – SAE J516



Part Number		Hose I.D.				Thread	A	B	H	W
46 series	48 series	DN	Inch	Size	mm	UNF	mm	mm	mm	mm
1JD46-4-4	1JD48-4-4	6	1/4	-4	6.4	9/16x18	72	48	22	22
1JD46-6-6	1JD48-6-6	10	3/8	-6	9.5	11/16x16	73	51	27	27
1JD46-8-8	1JD48-8-8	12	1/2	-8	12.7	13/16x16	79	56	30	30
1JD46-10-10	1JD48-10-10	16	5/8	-10	15.9	1x14	86	60	32	36
1JD46-12-12	1JD48-12-12	19	3/4	-12	19.1	1 3/16x12	88	63	36	38
	1JD48-16-16	25	1	-16	25.4	1 7/16x12	94	64	46	46

To select corresponding O-ring see section Eb.


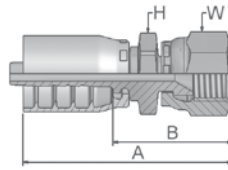
Approved **fitting series** for hose types:

Also available in stainless steel. Details can be found in CAT 4400.1/UK

- 46 or 48 441 441RH 461LT 462 462ST
- 46 463 492 492ST 692 692TWIN
- 48 301SN 301TC 302 304 421RH 421SN 422 426 436 451TC 462CLF 462TC 471TC 472TC 477 477ST 493 811 881

FU Female BSP Parallel Pipe Swivel – Straight (30° Flare)


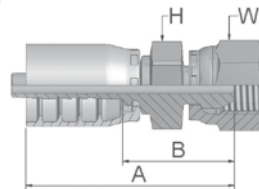
ISO 228-1 – JIS B8363 – GUI



Part Number		Hose I.D.				Thread	A	B	H	W
46 series	48 series	DN	Inch	Size	mm	BSP	mm	mm	mm	mm
1FU46-4-4	1FU48-4-4	6	1/4	-4	6.4	1/4x19	50	32	19	19
1FU46-6-6	1FU48-6-6	10	3/8	-6	9.5	3/8x19	58	35	24	22
1FU46-12-12	1FU48-12-12	19	3/4	-12	19.1	3/4x14	71	45	36	36
1FU46-16-16	1FU48-16-16	25	1	-16	25.4	1x11	76	46	41	41

GU Female BSP Parallel Pipe Swivel – Straight (60° Cone)

ISO 228-1 – JIS B8363 – GUO



Part Number		Hose I.D.				Thread	A	B	H	W
46 series	48 series	DN	Inch	Size	mm	BSP	mm	mm	mm	mm
1GU46-4-4	1GU48-4-4	6	1/4	-4	6.4	1/4x19	51	27	19	19
1GU46-6-6	1GU48-6-6	10	3/8	-6	9.5	3/8x19	58	35	22	22
1GU46-8-8	1GU48-8-8	12	1/2	-8	12.7	1/2x14	55	32	27	27

Approved **fitting series** for hose types:

Also available in stainless steel. Details can be found in CAT 4400.1/UK


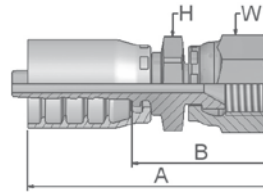
46 or **48** 441 441RH 461LT 462 462ST

46 463 492 492ST 692 692TWIN

48 301SN 301TC 302 304 421RH 421SN 422 426 436 451TC 462CLF 462TC 471TC 472TC 477 477ST 493 811 881

MU Female Metric – Swivel Straight (30° Flare)


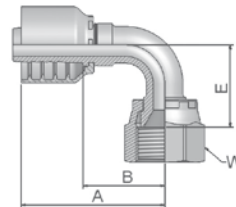
JIS B8363 – MU



Part Number		Hose I.D.				Thread	A	B	H	W
46 series	48 series	DN	Inch	Size	mm	metric	mm	mm	mm	mm
1MU46-4-4	1MU48-4-4	6	1/4	-4	6.4	M14x1.5	45	21	19	19
1MU46-6-6	1MU48-6-6	10	3/8	-6	9.5	M18x1.5	59	36	24	24
1MU46-8-8	1MU48-8-8	12	1/2	-8	12.7	M22x1.5	64	40	27	27

MZ Female Metric – Swivel 90° Elbow (30° Flare)

JIS B8363



Part Number		Hose I.D.				Thread	A	B	E	W
46 series	48 series	DN	Inch	Size	mm	metric	mm	mm	mm	mm
1MZ46-4-4	1MZ48-4-4	6	1/4	-4	6.4	M14x1.5	48	24	23	19
1MZ46-6-6	1MZ48-6-6	10	3/8	-6	9.5	M18x1.5	51	28	29	24
1MZ46-8-8	1MZ48-8-8	12	1/2	-8	12.7	M22x1.5	55	31	31	27

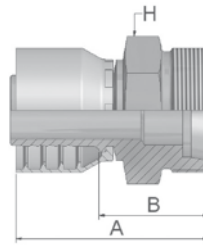
46/48 Series

Approved **fitting series** for hose types:

Also available in stainless steel. Details can be found in CAT 4400.1/UK

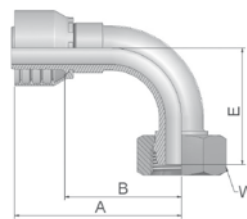
- 46 or 48
441 441RH 461LT 462 462ST
- 46
463 492 492ST 692 692TWIN
- 48
301SN 301TC 302 304 421RH 421SN 422 426 436 451TC 462CLF 462TC 471TC 472TC 477 477ST 493 811 881

FG Male French Gas Series Rigid – Straight (24° Cone)



Part Number		Hose I.D.				Thread	Tube	A	B	H
46 series	48 series	DN	Inch	Size	mm	metric	O.D. mm	mm	mm	mm
1FG46-13-5	1FG48-13-5	8	5/16	-5	7.9	M20x1.5	13	53	29	22
1FG46-13-6	1FG48-13-6	10	3/8	-6	9.5	M20x1.5	13	52	29	22
1FG46-17-8	1FG48-17-8	12	1/2	-8	12.7	M24x1.5	17	51	27	24
1FG46-21-10	1FG48-21-10	16	5/8	-10	15.9	M30x1.5	21	57	32	30
1FG46-27-12	1FG48-27-12	19	3/4	-12	19.1	M36x1.5	27	59	34	36
1FG46-33-16	1FG48-33-16	25	1	-16	25.4	M45x1.5	33	69	40	46

F2 Female French Gas Series Swivel – 90° Elbow



Part Number		Hose I.D.				Thread	Tube	A	B	E	W
46 series	48 series	DN	Inch	Size	mm	metric	O.D. mm	mm	mm	mm	mm
1F246-13-5	1F248-13-5	8	5/16	-5	7.9	M20x1.5	13	59	35	30	24
1F246-13-6	1F248-13-6	10	3/8	-6	9.5	M20x1.5	13	60	38	33	24
1F246-17-8	1F248-17-8	12	1/2	-8	12.7	M24x1.5	17	63	39	43	30
1F246-21-10	1F248-21-10	16	5/8	-10	15.9	M30x1.5	21	71	46	45	36

Approved **fitting series** for hose types:


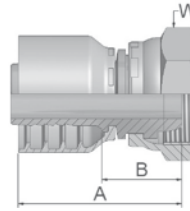
Also available in stainless steel. Details can be found in CAT 4400.1/UK

46 or **48** 441 441RH 461LT 462 462ST

46 463 492 492ST 692 692TWIN


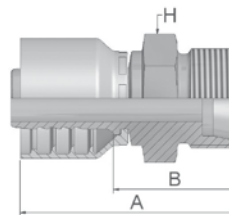
48 301SN 301TC 302 304 421RH 421SN 422 426 436 451TC 462CLF 462TC 471TC 472TC 477 477ST 493 811 881

F4 Female French Gas Series Swivel – Straight (Ball Nose)



Part Number		Hose I.D.				Thread	Tube	A	B	W
46 series	48 series	DN	Inch	Size	mm	metric	O.D. mm	mm	mm	mm
1F446-13-4	1F448-13-4	6	1/4	-4	6.4	M20x1.5	13	48	24	24
1F446-13-5	1F448-13-5	8	5/16	-5	7.9	M20x1.5	13	48	24	24
1F446-13-6	1F448-13-6	10	3/8	-6	9.5	M20x1.5	13	45	22	24
1F446-17-8	1F448-17-8	12	1/2	-8	12.7	M24x1.5	17	49	25	30
1F446-21-10	1F448-21-10	16	5/8	-10	15.9	M30x1.5	21	50	25	36
1F446-27-12	1F448-27-12	19	3/4	-12	19.1	M36x1.5	26	59	33	46
1F446-33-16	1F448-33-16	25	1	-16	25.4	M45x1.5	33	63	33	55

F6 French Male Metric Series (24° Cone)




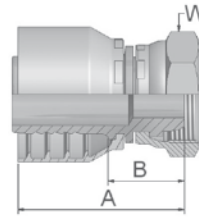
Part Number		Hose I.D.				Thread	Tube	A	B	H
46 series	48 series	DN	Inch	Size	mm	metric	O.D. mm	mm	mm	mm
1F646-14-6	1F648-14-6	10	3/8	-6	9.5	M20x1.5	14	50	27	22
1F646-20-10	1F648-20-10	16	5/8	-10	15.9	M27x1.5	20	59	33	30

Approved **fitting series** for hose types:

Also available in stainless steel. Details can be found in CAT 4400.1/UK


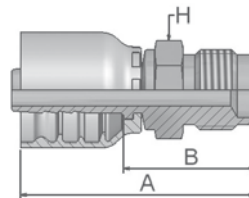
46 or 48	441	441RH	461LT	462	462ST														
46	463	492	492ST	692	692TWIN														
48	301SN	301TC	302	304	421RH	421SN	422	426	436	451TC	462CLF	462TC	471TC	472TC	477	477ST	493	811	881

F9 French Female Metric Series Swivel – (Ball Nose)



Part Number		Hose I.D.				Thread	Tube	A	B	W
46 series	48 series	DN	Inch	Size	mm	metric	O.D. mm	mm	mm	mm
1F946-6-4	1F948-6-4	6	1/4	-4	6.4	M12x1	6	43	20	14
1F946-10-4	1F948-10-4	6	1/4	-4	6.4	M16x1.5	10	45	22	19
1F946-14-6	1F948-14-6	10	3/8	-6	9.5	M20x1.5	14	44	22	24
1F946-20-10	1F948-20-10	16	5/8	-10	15.9	M27x1.5	20	50	25	32
1F946-22-12	1F948-22-12	19	3/4	-12	19.1	M30x1.5	22	53	27	36
1F946-25-12	1F948-25-12	19	3/4	-12	19.1	M33x1.5	25	55	29	41
1F946-30-16	1F948-30-16	25	1	-16	25.4	M39x1.5	30	61	32	50

FA Metric Male for Agriculture Valves



Part Number		Hose I.D.				Thread	A	B	H
46 series	48 series	DN	Inch	Size	mm	metric	mm	mm	mm
1FA46-12-5	1FA48-12-5	8	5/16	-5	7.9	M18x1.5	53	29	19
1FA46-12-6	1FA48-12-6	10	3/8	-6	9.5	M18x1.5	52	30	19
1FA46-12-8	1FA48-12-8	12	1/2	-8	12.7	M18x1.5	53	30	19

Approved **fitting series** for hose types:

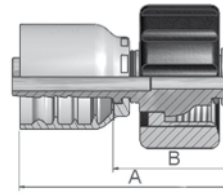
Also available in stainless steel. Details can be found in CAT 4400.1/UK

46 or **48** 441 441RH 461LT 462 462ST

46 463 492 492ST 692 692TWIN

48 301SN 301TC 302 304 421RH 421SN 422 426 436 451TC 462CLF 462TC 471TC 472TC 477 477ST 493 811 881

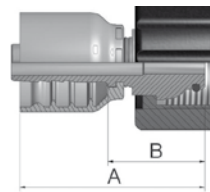
CW Power Cleaner Connection



Part Number		Hose I.D.				Thread	Tube	A	B
46 series	48 series	DN	Inch	Size	mm	metric	O.D. mm	mm	mm
1CW46-15-4	1CW48-15-4	6	1/4	-4	6.4	M22x1.5	15	53	29
1CW46-15-5	1CW48-15-5	8	5/16	-5	7.9	M22x1.5	15	53	29
1CW46-15-6	1CW48-15-6	10	3/8	-6	9.5	M22x1.5	15	52	29
1CW46-15-8	1CW48-15-8	12	1/2	-8	12.7	M22x1.5	15	53	29

Rubber hand grip Part-No. WKS-X-XXX in black or blue please find on page Eb-17.

NW Female Kärcher Metric Cleaning Hose Fitting Swivel – Straight



Part Number		Hose I.D.				Thread	A	B
46 series	48 series	DN	Inch	Size	mm	metric	mm	mm
1NW46-15-4	1NW48-15-4	6	1/4	-4	6.4	M22x1.5	52	29
1NW46-15-5	1NW48-15-5	8	5/16	-5	7.9	M22x1.5	52	29
1NW46-15-6	1NW48-15-6	10	3/8	-6	9.5	M22x1.5	48	25


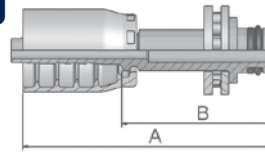
Rubber hand grip Part-No. WKS-X-XXX in black or blue please find on page Eb-17.

Approved **fitting series** for hose types:

Also available in stainless steel. Details can be found in CAT 4400.1/UK

46 or 48	441	441RH	461LT	462	462ST														
46	463	492	492ST	692	692TWIN														
48	301SN	301TC	302	304	421RH	421SN	422	426	436	451TC	462CLF	462TC	471TC	472TC	477	477ST	493	811	881

PW **Male Kärcher
Metric Cleaning Hose Fitting
Rigid – Straight**



Part Number		Hose I.D.				Thread	A	B
46 series	48 series	DN	Inch	Size	mm	metric	mm	mm
1PW46-10-4	1PW48-10-4	6	1/4	-4	6.4	10	60	36
1PW46-11-4	1PW48-11-4	6	1/4	-4	6.4	11	60	37
1PW46-10-5	1PW48-10-5	8	5/16	-5	7.9	10	60	36
1PW46-11-5	1PW48-11-5	8	5/16	-5	7.9	11	61	37
1PW46-10-6	1PW48-10-6	10	3/8	-6	9.5	10	60	37

Rubber hand grip Part-No. WKS-X-XXX in black or blue please find on page Eb-17.

1PWxx-**11**-x = with ball bearing as shown above


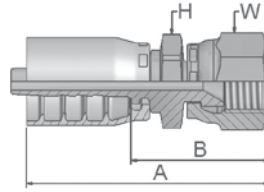
1PWxx-**10**-x = without ball bearing

Approved **fitting series** for hose types:

Also available in stainless steel. Details can be found in CAT 4400.1/UK

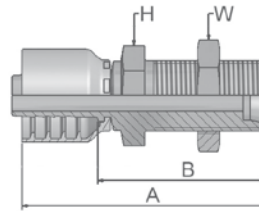
46 or 48	441	441RH	461LT	462	462ST														
46	463	492	492ST	692	692TWIN														
48	301SN	301TC	302	304	421RH	421SN	422	426	436	451TC	462CLF	462TC	471TC	472TC	477	477ST	493	811	881

XU Female Metric – Swivel Straight (30° Flare) JIS B8363



Part Number		Hose I.D.				Thread	A	B	H	W
46 series	48 series	DN	Inch	Size	mm	UNF	mm	mm	mm	mm
	1XU48-10-10	16	5/8	-10	15.9	M24x1.5	69	44	30	32
	1XU48-12-12	19	3/4	-12	19.1	M30x1.5	73	47	32	36

DK Male Metric L – Rigid Bulkhead with Locknut (24° Cone)



Part Number		Hose I.D.				Thread	A	B	H	W
46 series	48 series	DN	Inch	Size	mm	metric	mm	mm	mm	mm
1DK46-10-5	1DK48-10-5	8	5/16	-5	7.9	M16x1.5	71	48	22	22
1DK46-15-10	1DK48-15-10	16	5/8	-10	15.9	M22x1.5	81	56	27	30
	1DK48-18-10	16	5/8	-10	15.9	M26x1.5	85	60	36	36
1DK46-18-10		16	5/8	-10	15.9	M26x1.5	85	60	32	36

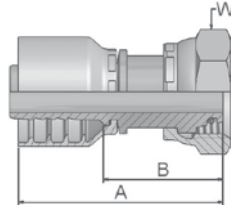
46/48 Series

Approved fitting series for hose types:

Also available in stainless steel. Details can be found in CAT 4400.1/UK

- 46 or 48 441 441RH 461LT 462 462ST
- 46 463 492 492ST 692 692TWIN
- 48 301SN 301TC 302 304 421RH 421SN 422 426 436 451TC 462CLF 462TC 471TC 472TC 477 477ST 493 811 881

DX Female Metric Swivel
(M27x2) O-Ring
Light Series




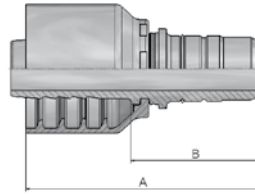
Part Number		Hose I.D.				Thread	A	B	W
46 series	48 series	DN	Inch	Size	mm	metric	mm	mm	mm
1DX46-18-10	1DX48-18-10	16	5/8	-10	15.9	M27x2	61	36	32


Approved **fitting series** for hose types:

Also available in stainless steel. Details can be found in CAT 4400.1/UK


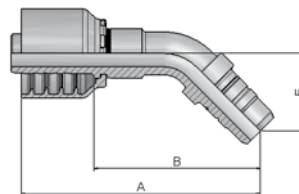
46 or 48	441	441RH	461LT	462	462ST														
46	463	492	492ST	692	692TWIN														
48	301SN	301TC	302	304	421RH	421SN	422	426	436	451TC	462CLF	462TC	471TC	472TC	477	477ST	493	811	881


EN UPTC – Male Straight



Part Number		 Hose I.D.				Tube	A	B
46 series	48 series	DN	Inch	Size	mm	O.D. mm	mm	mm
1EN46-8-4	1EN48-8-4	6	1/4	-4	6.4	8	49	26
1EN46-10-5	1EN48-10-5	8	5/16	-5	7.9	10	50	26
1EN46-12-6	1EN48-12-6	10	3/8	-6	9.5	12	50	27
1EN46-15-8	1EN48-15-8	12	1/2	-8	12.7	15	53	29
1EN46-18-10	1EN48-18-10	16	5/8	-10	15.9	18	56	31
1EN46-22-12	1EN48-22-12	19	3/4	-12	19.1	22	57	32

EU UPTC – Male 45° Elbow



Part Number		 Hose I.D.				Tube	A	B	E
46 series	48 series	DN	Inch	Size	mm	O.D. mm	mm	mm	mm
1EU46-8-4	1EU48-8-4	6	1/4	-4	6.4	8	66	43	23
1EU46-10-5	1EU48-10-5	8	5/16	-5	7.9	10	68	45	23
1EU46-12-6	1EU48-12-6	10	3/8	-6	9.5	12	71	48	23
1EU46-15-8	1EU48-15-8	12	1/2	-8	12.7	15	78	54	25
1EU46-18-10	1EU48-18-10	16	5/8	-10	15.9	18	84	59	32
1EU46-22-12	1EU48-22-12	19	3/4	-12	19.1	22	95	69	33


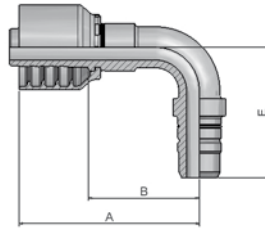
46/48 Series

Approved **fitting series** for hose types:

Also available in stainless steel. Details can be found in CAT 4400.1/UK

46 or 48	441	441RH	461LT	462	462ST														
46	463	492	492ST	692	692TWIN														
48	301SN	301TC	302	304	421RH	421SN	422	426	436	451TC	462CLF	462TC	471TC	472TC	477	477ST	493	811	881

ET **UPTC – Male**
90° Elbow



Part Number		Hose I.D.				Tube	A	B	E
46 series	48 series	DN	Inch	Size	mm	O.D. mm	mm	mm	mm
1ET46-8-4	1ET48-8-4	6	1/4	-4	6.4	8	59	36	39
1ET46-10-5	1ET48-10-5	8	5/16	-5	7.9	10	58	35	39
1ET46-12-6	1ET48-12-6	10	3/8	-6	9.5	12	57	34	40
1ET46-15-8	1ET48-15-8	12	1/2	-8	12.7	15	61	38	45
1ET46-18-10	1ET48-18-10	16	5/8	-10	15.9	18	65	39	57
1ET46-22-12	1ET48-22-12	19	3/4	-12	19.1	22	80	54	64

Approved **fitting series** for hose types:

Also available in stainless steel. Details can be found in CAT 4400.1/UK

46	or	48	441	441RH	461LT	462	462ST												
46	463	492	492ST	692	692TWIN														
48	301SN	301TC	302	304	421RH	421SN	422	426	436	451TC	462CLF	462TC	471TC	472TC	477	477ST	493	811	881