

#03

TUBING, HOSE & BLOWGUNS

Flexible Calibrated Tubing

Calibrated Multi-Tubing

Calibrated Recoil Tubing and Hose

Calibrated Braided Hose

Accessories

Blowguns



How to Choose Your Tubing & Hoses ?


Key points to consider before choosing your tubing & hoses

What is the difference between Tubing and Hose ?

- **Tubing:** Gripping and sealing are on the O.D of the calibrated tubing. Full bore for optimum flow.
- **Hoses:** Gripping and sealing are on the I.D. of the hose. Connection and sealing achieved through the distortion of the hose.

What are the conditions of use?

- Pressure
- Temperature inside the system
- Type of fluid conveyed
- U.V. exposure



Have you thought about additional requirements ?

- Push-in fittings
- Compression fittings
- Spigot fittings
- Blowguns
- Couplings
- Tail piece adaptors










What type of packaging do you need ?










- Depending of the length:
- Tubepack® (5 to 100 m)
 - Drums (40 to 1000 m)
 - Reels (25 to 50 m)

Do you have compliance requirements ?

- RoHS
- PED
- REACH
- UL94
- 1935/2004/CE
- FDA

Product Specifications Overview

	Materials	Fluids	Maximum Pressure (bar)	Temperature		Performance in Aggressive Environments		Page
				Min.	Max.	Mechanical	Chemical	
Semi-Rigid PA 	Semi-rigid polyamide	Compressed air, industrial fluids	50	-40°C	+100°C	Good	Good	394
Rigid PA 	Rigid polyamide	Compressed air, industrial fluids	58	-40°C	+80°C	Good	Good	395
Fireproof High Resistance PA 	Polyamide with flame-retardant additive	Coolants, industrial fluids (lubricants), compressed air	50	-50°C	+100°C	Excellent	Moderate	396
Anti-Spark Resistance PA and PU 	Semi-rigid polyamide with PVC sheath Polyurethane ether with PVC sheath Single-layer polyurethane ether with flame-retardant additive	Compressed air, coolants, industrial fluids	36 (PA) 14 (PU)	-20°C	+70°C	Excellent	Good	397
PU 	Polyurethane ester Polyurethane ether "Crystal" food-quality polyurethane ether	Compressed air, industrial fluids (water) or food industry fluids	12	-20°C	+70°C	Excellent	Moderate Good Good	398
Antistatic PU 	Polyurethane filled with conductive particles	Compressed air	10	-20°C	+70°C	Excellent	Moderate	400
Advanced PE 	Advanced Polyethylene	Beverage, water	16	-40°C	+95°C	Good	Excellent	403
FEP 	Fluoropolymer: fluorinated ethylene propylene	All fluids	28	-40°C	+150°C	Good	Excellent	405
PFA 	Fluoropolymer: high purity and coloured perfluoroalkoxy FDA	All fluids	36	-40°C	+150°C	Excellent	Good	406

	Materials	Fluids	Maximum Pressure (bar)	Temperature		Performance in Aggressive Environments		Page
				Min.	Max.	Mechanical	Chemical	
Antistatic PFA 	Fluoropolymer: per-fluoroalkoxy filled with conductive particules	All fluids	36	-40°C	+150°C	Excellent	Good	406
Multi-Tubing 	Polyamide Polyurethane	Compressed air, chemicals, industrial fluids Compressed air, industrial fluids	24 14	-40°C -20°C	+80°C +70°C	Good	Good	407
PA Recoil Tubing - RECTULASTIC 	Polyamide	Compressed air, lubricants	20 16	-20°C -40°C	+80°C +90°C	Good	Good	408
PU Recoil Tubing - RECTUFLEX 	Polyurethane	Compressed air	10 11	-20°C -40°C	+70°C +75 °C	Excellent	Good	412
PVC Braided Hose - RECTUSOFT 	- Food-Grade PVC - Industrial-Grade PVC - RECTUSOFT: 3-Ply PVC	Compressed air	15	-20°C -25°C -15°C	+70°C +60°C +60°C	Excellent	Good	415
Self-Fastening NBR 	NBR with polyamide braid	Compressed air, coolants	16	-20°C	+100°C	Excellent	Good	417
Braided PU Recoil Hose - SUPERBRAID 	Polyurethane	Compressed air	15	-40°C	+75°C	Excellent	Good	419
PU inner Braided ULTRALITE SUPERBRAID 	Polyurethane reinforced with Dacron polyester	Compressed air	12	-40°C	+75°C	Excellent	Good	419
Accessories for Tubing 	Composite Brass Stainless steel	Compressed air, industrial fluids						421

Tubepack®

- 5 m, 10 m, 25 m and 100 m lengths
- For polyamide, polyurethane, fluoropolymer, polyethylene and anti-spark tubing
- Optimisation of tubing storage
- Immediate identification of the type of tubing
- Integrated winder for easy handling



5 m - 100 m

Drums

- Up to 1000 m long
- For polyamide, polyurethane, fluoropolymer tubing, etc.
- Immediate identification of the tubing for easy handling
- Adapted to workshop reels



40 m - 1000 m

Reels

- Up to 50 m
- Supplied with protective plastic film
- For braided tubing, special tubing (e.g. multi-tubing)



25 m - 50 m

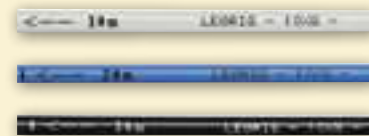
Plastic Bags

- Ideal for merchandising
- Promotional tools
- Recoil tubing or tubing cut to the required length



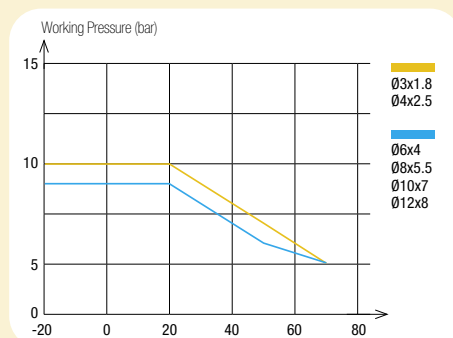
Tube Marking

- Length indicated every metre:
 - time saved when cutting to exact length
 - remaining quantity is immediately identifiable (PA and PU)
- Custom marking upon request (marking, fluid identification, customer part number...)
- Traceability with marking of manufacturing batch



How to Read the Graphs

- In the graphs in this chapter, each curve represents the acceptable maximum pressure at a given temperature, by diameter.
- Technical characteristics of Parker Legris tubing depend on the type of connection used.
- The vacuum capability of all tubing is 755 mm Hg (99% vacuum).



Product Codes of Parker Legris Tubing and Hose

Material

- H** = Self-Fastening NBR
- L** = Rigid Polyamide
- P** = Semi-Rigid Polyamide
- T** = Fluoropolymer
- U** = Polyurethane
- V** = PVC
- Y** = Polyethylene

Type of Tubing

- P.A** = Antistatic PA
- P.R** = Fireproof PA
- P.V** = Anti-Spark PA with PVC Sheath
- T.A** = Antistatic PFA
- T..P** = PFA
- U..A** = Antistatic PU
- U..K** = Anti-Spark Single Layer PU
- U..R** = PU Ether
- U..V** = Anti-Spark PU with PVC Sheath
- Y..F** = Advanced PE (LIQUIfit®)

2010 P 04 R 00 27

Packaging Code

1 = Tubepack® or LIQUIfit® Drum

Length

015 = 150 m
020 = 20 m
025 = 25 m
030 = 300 m
040 = 40 m
075 = 75 m
080 = 80 m
100 = 100 m

O.D. Code

03 = 3 mm
04 = 4 mm
06 = 6 mm
08 = 8 mm
 .../...
 56 mm = 1/4"
 .../...

Colour

00 = ◯ clear
01 = ● black
02 = ● green
03 = ● red
04 = ● blue
05 = ● yellow
06 = ● grey
07 = ● orange
08 = ◯ crystal clear
09 = ● purple
10 = ◯ white
12 = ● crystal green
13 = ● crystal red
14 = ● crystal blue
17 = ● crystal orange

Special I.D.

18 = 1.8 mm
27 = 2.7 mm
33 = 3.3 mm
75 = 7.5 mm
95 = 9.5 mm

2 = Long Length on Drum

003 = 300 m
005 = 500 m
010 = 1000 m

10 = 10 mm
04 = 4 mm
06 = 6 mm
08 = 8 mm
10 = 10 mm
04 = 4 mm
06 = 6 mm



PA Tubing



PA tube is available in 2 grades: semi-rigid with a proven and durable offer thanks to its mechanical properties, rigid with a high-performance offer based on the Eco-Design approach.

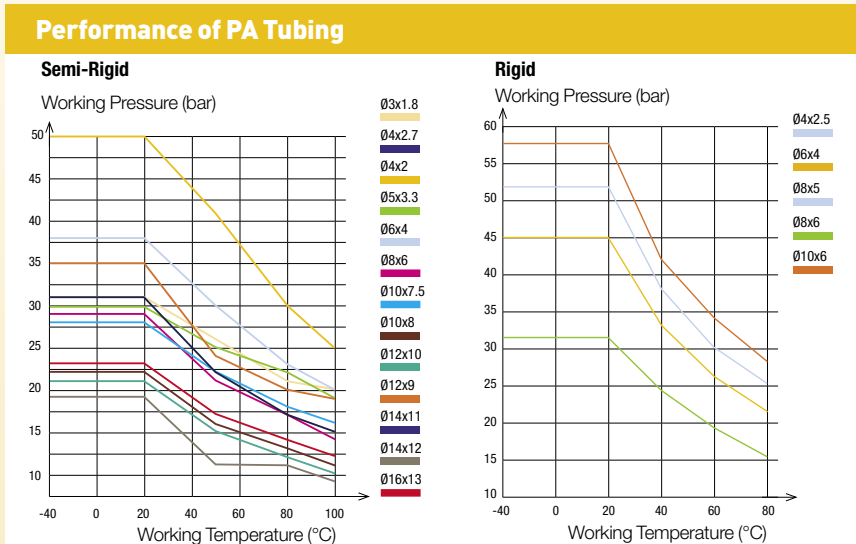
Ø metric:
3 to 16 mm

Technical Characteristics		
Tubing	Semi-Rigid PA	Rigid PA
Compatible Fluids	Compressed air, other fluids	Compressed air, lubricants, other fluids
Working Pressure	Vacuum to 50 bar	Vacuum to 58 bar
Working Temperature	-40°C to +100°C	-40°C to +80°C
Component Materials	Bio-based polyamide (68 shore D)	Polyamide (65 shore D)

Reliable performance is dependent upon the type of fluid conveyed and fittings being used. Use is guaranteed with a vacuum of 755 mm Hg (99% vacuum).

Regulations	
Industrial:	Transportation:
<ul style="list-style-type: none"> • RoHS • PED • REACH 	<ul style="list-style-type: none"> • Chemical performance and resistance tested according to DIN 74324

Advantages
<ul style="list-style-type: none"> • Chemical stability • Marking on the tube of the remaining length. • Large color panel for circuit identification



Tube O.D.	Tube O.D. Tolerance
3 to 5 mm	+0.05 / -0.08
6 to 16 mm	+0.05 / -0.10

Connected to Parker Legris push-in fittings, the calibration of Parker Legris tubing ensures perfect sealing in accordance with NF E49-100.

1025P Semi-Rigid Polyamide (PA) Tubing









Tubepack® 25 m

ØD ext.	ØD int.	Length	Color	Part Number	Weight (Kg)
3	1.8	6	clear	1025P03 00 18	0.200
4	2	10	black	1025P04 00	0.318
	2.7	10	green	1025P04 00 27	0.354
5	3.3	15	red	1025P05 00 33	0.420
	4	15	blue	1025P06 00	0.540
6	4	15	yellow	1025P06 01	0.540
	6	25	grey	1025P08 00	0.790
8	6	25	clear	1025P08 01	0.790
	7.5	42	clear	1025P10 00 75	1.135
10	8	50	clear	1025P10 01	0.980
	9	47	clear	1025P12 00 09	1.345
12	10	90	clear	1025P12 01	1.769
	11	80	clear	1025P14 00 11	1.960
14	12	116	clear	1025P14 01	2.226
	16	13	clear	1025P16 00 13	2.500
				1025P16 01 13	
				1025P16 02 13	
				1025P16 03 13	
				1025P16 04 13	

Inch version tubing available upon request

1100P Semi-Rigid Polyamide (PA) Tubing








Tubepack® 100 m

ØD ext.	ØD int.									Kg
4	2	10	1100P04 00	1100P04 01	1100P04 02	1100P04 03	1100P04 04	1100P04 05	1100P04 06	0.893
	2.7	10	1100P04 00 27	1100P04 01 27	1100P04 02 27	1100P04 03 27	1100P04 04 27	1100P04 05 27	1100P04 06 27	1.152
5	3.3	15	1100P05 00 33			1100P05 04 33				1.274
6	4	15	1100P06 00	1100P06 01	1100P06 02	1100P06 03	1100P06 04	1100P06 05	1100P06 06	1.799
8	6	25	1100P08 00	1100P08 01	1100P08 02	1100P08 03	1100P08 04	1100P08 05	1100P08 06	2.560
10	7.5	42	1100P10 00 75	1100P10 01 75		1100P10 04 75				3.430
	8	50	1100P10 00	1100P10 01	1100P10 02	1100P10 03	1100P10 04	1100P10 05		4.000
12	9	47	1100P12 00 09	1100P12 01 09		1100P12 04 09				5.052
	10	90	1100P12 00	1100P12 01			1100P12 04		1100P12 06	5.600
14	11	80	1100P14 00 11	1100P14 01 11		1100P14 04 11				4.800
	12	116	1100P14 00	1100P14 01			1100P14 04			5.200
16	13	90	1100P16 00 13	1100P16 01 13			1100P16 04 13			6.613

Inch version tubing available upon request








2005P Semi-Rigid Polyamide (PA) Tubing

Drum 500 m

ØD ext.	ØD int.								Kg
8	6	25	2005P08 00	2005P08 01	2005P08 02	2005P08 03	2005P08 04	2005P08 05	12.100
10	8	50	2005P10 00	2005P10 01	2005P10 02	2005P10 03	2005P10 04	2005P10 05	15.600



2010P Semi-Rigid Polyamide (PA) Tubing

Drum 1000 m

ØD ext.	ØD int.								Kg
4	2.7	10	2010P04 00 27	2010P04 01 27	2010P04 02 27	2010P04 03 27	2010P04 04 27	2010P04 05 27	7.630
6	4	15	2010P06 00	2010P06 01	2010P06 02	2010P06 03	2010P06 04	2010P06 05	16.600

1025L Rigid Polyamide (PA) Tubing

Tubepack® 25 m

ØD ext.	ØD int.			Kg
4	2.5	35	1025L04 01 25	0.192
6	4	45	1025L06 01	0.506
8	5	70	1025L08 01 05	1.040
	6	65	1025L08 01	0.777
10	6	85	1025L10 01 06	1.248

PA tubing can be connected to various fittings shown throughout this catalogue.

Tubing

Semi-Rigid PA



Rigid PA



Push-In Fittings

LF 3000®



LF 3600



LF 3800



LF 6100



Compression Fittings

Brass



Stainless Steel



Ferrules



Fireproof High Resistance PA Tubing



The high-strength fireproof PA tube is designed to resist fire and reduce the spread of toxic fumes. It is designed for demanding embedded or industrial applications, without compromising the pressure / temperature performance of a PA tube..

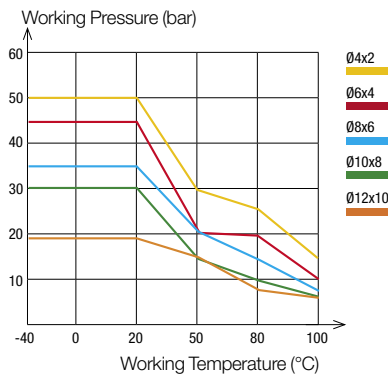
Ø metric:
4 to 12 mm

Technical Characteristics

- **Compatible Fluids:** Compressed air, lubricants
Other fluids: please consult us
- **Working Pressure:** Vacuum to 50 bar
- **Working Temperature:** -40°C to +100°C
- **Component Materials:** Polyamide (63 shore D)

Reliable performance is dependent upon the type of fluid conveyed and fittings being used. Use is guaranteed with a vacuum of 755 mm Hg (99% vacuum).

Performance



To calculate burst pressure, the values in this graph should be multiplied by 3.

Regulations

Railway:

- EN 45545-2

Industrial:

- PED
- RoHS
- REACH
- UL94-V0 (fire resistance)

Advantages

- Resistant to UV, high pressure / high temperature
- Spark and flame resistant: self-extinguishing
- Non-toxic combustion gases, low smoke generation
- Alternative to PVC-coated PA tubing: no stripping tools, no risk of damaging tube

Tube
O.D.

Tube O.D.
Tolerance

4 mm

+0.05 / -0.08

6 to 12 mm

+0.05 / -0.10

Packaging

Tubepack®: 100 m

Connected to Parker Legris push-in fittings, the calibration of PA tubing ensures perfect sealing based on NF E49-100.

1100P..R Fireproof High Resistant Polyamide (PA) Tubing

Tubepack® 100 m

ØD ext.	ØD int.	R	white			Kg
4	2	17	1100P04R00	1100P04R01	1100P04R04	1.308
6	4	29	1100P06R00	1100P06R01	1100P06R04	1.308
8	6	40	1100P08R00	1100P08R01	1100P08R04	2.384
10	8	77	1100P10R00	1100P10R01	1100P10R04	2.725
12	10	92	1100P12R00	1100P12R01		3.716

Other colours available on request with a minimum order quantity: for diameters 4 to 6 mm, 1000 m; for 8 mm, 500 m; for diameters 10 to 12 mm, 300 m. Extrusion constraints give an anthracite aspect to the tube but does not affect performance at all.

Related Products

Fireproof high resistance tubing can be connected to various fittings presented in the Fittings section.

Push-In Fittings

LF 3000® LF 3600 LF 3800



LF 6100



Compression Fittings

Brass Brass Tube Support



Anti-Spark PA Tubing with PVC Sheath



The PA anti-spark tubing with PVC sheath is designed to resist flames and sparks, providing superior performance against impact and abrasion. Particularly suitable for equipment in an environment subjected to welding spatter.

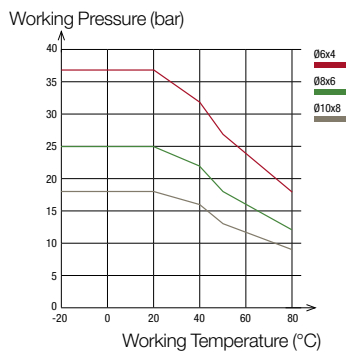
Ø metric:
6 to 10 mm

Technical Characteristics

- **Compatible Fluids:** Hot and cold water, refrigerated fluids, compressed air
- **Working Pressure:** 0 to 36 bar
- **Working Temperature:** -20°C to +80°C
- **Component Materials:** Polyamide & PVC sheath

Reliable performance is dependent upon the type of fluid conveyed and fittings being used.

Performance



To calculate burst pressure, the values in this graph should be multiplied by 3.

Regulations

Industrial:

- **RoHS**
- **PED**
- **REACH**
- **UL94 (fire resistance)**

Advantages

- Flame retardant PVC layer protecting the inner PA tubing
- Easy stripping: the PVC layer does not adhere to the PA tubing
- Resistant to high pressure/temperature, torsion and crushing
- Compatibility with cooling liquids

O.D.	Tube O.D. Tolerance	PVC Sheath Thickness
PVC Sheath 8 to 12 mm	+0.10 / -0.10	1 mm
Inner Tubing 6 to 10 mm	+0.05 / -0.10	

Tube O.D.	Sheath Removal Length for LF 3600 Push-In Fittings (mm)
6 mm	18± 1
8 mm	19± 1
10 mm	24± 1

Connected to Parker Legris push-in fittings, the calibration of PA tubing ensures perfect sealing based on NF E49-100 (semi-rigid PA inner tubing).

For other fitting ranges, please consult us.

1025P..V Anti-Spark Polyamide (PA) Tubing

Tubepack® 25 m

ØD ext.	ØD int.	ØR			Kg
6	4	25	1025P06V01	1025P06V04	1.238
8	6	30	1025P08V01	1025P08V04	1.704
10	8	55	1025P10V01	1025P10V04	2.029

Red colour tubing are available upon request with minimum order quantity.

1100P..V Anti-Spark Polyamide (PA) Tubing

Tubepack® 100 m

ØD ext.	ØD int.	ØR				Kg
6	4	25		1100P06V02	1100P06V04	2.338
8	6	30	1100P08V01		1100P08V04	3.767
10	8	55	1100P10V01		1100P10V04	4.767

Red colour tubing are available upon request with minimum order quantity.

6000 71 00 Stripping Tool for Anti-Spark Tubing

Technical polymer, stainless steel



	Kg
6000 71 00	0.098

PU Tubing



The PU tubing is available in 3 grades of ether, ester and crystal ether. Flexible with a small bend radius, it saves 50% of space for networks, compared to the semi-rigid PA.

Ø metric:
3 to 16 mm

Technical Characteristics

- **Compatible Fluids:** Compressed air, industrial fluids (depending on the material type)
- **Working Pressure:** Vacuum to 12 bar
- **Working Temperature:** -20°C to +70°C
- **Component Materials:**
 - Polyurethane ester (52 Shore D)
 - Polyurethane ether (52 Shore D)
 - Polyurethane ether food-grade "crystal" (52 Shore D)

Reliable performance is dependent upon the type of fluid conveyed and fittings being used. Use is guaranteed with a vacuum of 755 mm Hg (99% vacuum).

Regulations

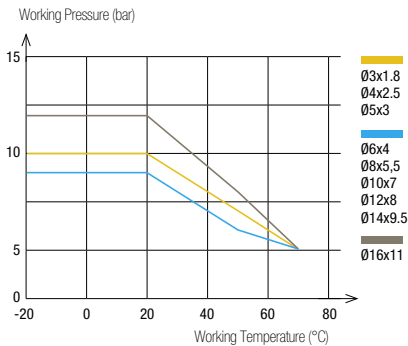
- | | |
|-------------|--------------------------------------|
| Industrial: | Food (PU ether food-grade "crystal") |
| • RoHS | • FDA |
| • PED | • 1935/2004 |
| • REACH | |

Advantages

3 material grades

- PU ester: standard pneumatic applications
- PU ether: suitable for hydrolysis; increased chemical resistance compared to PU ester
- PU ether crystal food grade: increased chemical resistance compared to PU ether
- Mechanical properties: flexible, small bending radius, vibration absorption, UV resistant

Performance



To calculate burst pressure, the values in this graph should be multiplied by 3.

Tube O.D.	Tube O.D. Tolerance
3 to 8 mm	+0.10 / -0.10
10 to 16 mm	+0.15 / -0.15

Connected to Parker Legris push-in fittings, the calibration of PU tubing ensures perfect sealing based on NF E49-101.

Packaging

Tubepack®: 25 m, 100 m
Drum: 300 m, 500 m, 1 000 m

1025U Polyurethane (PU) Ester Tubing

Tubepack® 25 m

ØD ext.	ØD int.	R							Kg
3	1.8	8	1025U03 01 18						0.131
4	2.5	10	1025U04 01	1025U04 02	1025U04 03	1025U04 04	1025U04 05	1025U04 06	0.310
5	3	13	1025U05 01			1025U05 04			0.522
6	4	15	1025U06 01	1025U06 02	1025U06 03	1025U06 04	1025U06 05	1025U06 06	0.591
8	5.5	20	1025U08 01	1025U08 02	1025U08 03	1025U08 04	1025U08 05	1025U08 06	0.971
10	7	25	1025U10 01	1025U10 02		1025U10 04	1025U10 05	1025U10 06	1.210
12	8	35	1025U12 01	1025U12 02		1025U12 04	1025U12 05	1025U12 06	2.406
14	9.5	45	1025U14 01 95			1025U14 04 95			2.815
16	11	45	1025U16 01 11	1025U16 02 11	1025U16 03 11	1025U16 04 11			2.815

Inch tubing available upon request

1100U Polyurethane (PU) Ester Tubing

Tubepack® 100 m

ØD ext.	ØD int.	R							Kg
4	2.5	10	1100U04 01	1100U04 02	1100U04 03	1100U04 04	1100U04 05	1100U04 06	1.092
5	3	13	1100U05 01			1100U05 04			1.092
6	4	15	1100U06 01	1100U06 02	1100U06 03	1100U06 04	1100U06 05	1100U06 06	2.064
8	5.5	20	1100U08 01	1100U08 02	1100U08 03	1100U08 04	1100U08 05	1100U08 06	3.200
10	7	25	1100U10 01			1100U10 04			5.200
12	8	35	1100U12 01			1100U12 04			7.464
14	9.5	45	1100U14 01 95			1100U14 04 95			10.264
16	11	45	1100U16 01 11			1100U16 04 11			12.676

Inch tubing available upon request

2003U Polyurethane (PU) Ester Tubing

Drum 300 m

ØD ext.	ØD int.							Kg
10	7	25	2003U10 01	2003U10 02	2003U10 03	2003U10 04	2003U10 06	16.600








2005U Polyurethane (PU) Ester Tubing

Drum 500 m

ØD ext.	ØD int.							Kg
8	5.5	20	2005U08 01	2005U08 02	2005U08 03	2005U08 04	2005U08 05	17.100









2010U Polyurethane (PU) Ester Tubing

Drum 1000 m

ØD ext.	ØD int.								Kg
4	2.5	12	2010U04 01	2010U04 02	2010U04 03	2010U04 04	2010U04 05	2010U04 06	9.840
6	4	15	2010U06 01	2010U06 02	2010U06 03	2010U06 04	2010U06 05	2010U06 06	20.460









1025U..R Polyurethane (PU) Ether Tubing

Tubepack® 25 m

ØD ext.	ØD int.									Kg
4	2.5	12	1025U04R01	1025U04R04	1025U04R08	1025U04R12	1025U04R13	1025U04R14	1025U04R17	0.310
5	3	13			1025U05R08					0.522
6	4	15	1025U06R01	1025U06R04	1025U06R08	1025U06R12	1025U06R13	1025U06R14	1025U06R17	0.591
8	5.5	20	1025U08R01	1025U08R04	1025U08R08	1025U08R12	1025U08R13	1025U08R14	1025U08R17	0.971
10	7	25	1025U10R01	1025U10R04	1025U10R08			1025U10R14		1.467
12	8	35	1025U12R01	1025U12R04	1025U12R08			1025U12R14		2.406
14	9.5	45		1025U14R04 95						2.421
16	11	45			1025U16R08 11					2.815

1100U ..R Polyurethane (PU) Ether Tubing

Tubepack® 100 m

ØD ext.	ØD int.									Kg
4	2.5	12	1100U04R01	1100U04R04	1100U04R08	1100U04R12	1100U04R13	1100U04R14	1100U04R17	1.092
6	4	15	1100U06R01	1100U06R04	1100U06R08	1100U06R12	1100U06R13	1100U06R14	1100U06R17	2.064
8	5.5	20	1100U08R01	1100U08R04	1100U08R08	1100U08R12	1100U08R13	1100U08R14	1100U08R17	3.610
10	7	25			1100U10R08			1100U10R14		6.109
12	8	35		1100U12R04	1100U12R08					8.610
14	9.5	45			1100U14R08 95					10.000
16	11	45			1100U16R08 11					12.176

2003U..R Polyurethane (PU) Ether Tubing

Drum 300 m

ØD ext.	ØD int.					Kg
10	7	25	2003U10R01	2003U10R04	2003U10R08	16.600





2005U..R Polyurethane (PU) Ether Tubing

Drum 500 m

ØD ext.	ØD int.					Kg
8	5.5	20	2005U08R01	2005U08R04	2005U08R08	15.600

2010U..R Polyurethane (PU) Ether Tubing

Drum 1000 m

ØD ext.	ØD int.					Kg
4	2.5	12			2010U04R08	8.868
6	4	15	2010U06R01	2010U06R04	2010U06R08	18.600

Antistatic PU Tubing



The antistatic PU tubing guarantees the dissipation of accumulated static electricity.

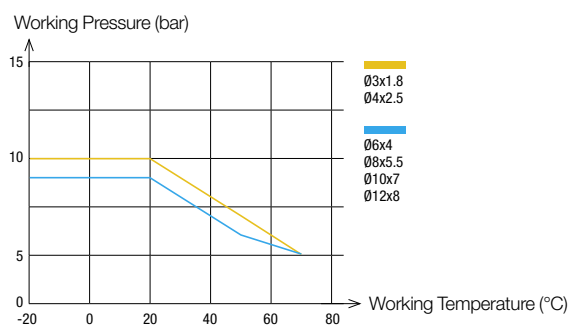
Ø metric:
3 to 12 mm

Technical Characteristics

- **Compatible Fluids:** Compressed air, industrial fluids
- **Working Pressure:** Vacuum to 10 bar
- **Working Temperature:** -20°C to +70°C
- **Component Materials:** Polyurethane with conductive additive (50 shore D)

Reliable performance is dependent upon the type of fluid conveyed and fittings being used. Use is guaranteed with a vacuum of 755 mm Hg (99% vacuum).

Performance



To calculate burst pressure, the values in this graph should be multiplied by 3.

Advantages

- Constant 10²Ω.cm resistivity over the wall thickness
- Good chemical resistance, UV resistance
- Minimum bending radius: maximum space saving
- ATEX zone compatibility: please contact us

Regulations

- ATEX (please consult us)
- RoHS
- REACH

Tube O.D.	Tube O.D. Tolerance
3 to 8 mm	+0.10 / -0.10
10 to 12 mm	+0.15 / -0.15

Packaging
Tubepack®: 100 m

Connected to Parker Legris push-in fittings, the calibration of Parker Legris tubing ensures perfect sealing based on NF E49-101.

1100U..A Anti-Static Polyurethane (PU) Ester Tubing

Tubepack® 100 m

ØD ext.	ØD int.			Kg
3	1.8	10	1100U03A01	0.836
4	2.5	12	1100U04A01	1.092
6	4	15	1100U06A01	2.064
8	5.5	25	1100U08A01	3.610
10	7	35	1100U10A01	6.105
12	8	45	1100U12A01	8.610

Related Products

To maintain the antistatic properties throughout the circuit, it is recommended that this tubing be used with metallic fittings.

Push-In Fittings

LF 3600



LF 3800



Compression Fittings

Brass



Stainless Steel



Anti-Spark PU Tubing



The anti-spark PU tubing is available in 2 versions, mainly for welding applications : PU ether single layer or PVC coated, spark resistant, without compromising flexibility.

Ø metric:
6 to 12 mm

Technical Characteristics

- **Compatible Fluids:** Industrial fluids, compressed air, coolants
- **Working Pressure:** Vacuum to 14 bar
- **Working Temperature:** -20°C to +70°C
- **Component Materials:** PU ether with PVC sheath
PU ether single layer additive (50 shore D)

Reliable performance is dependent upon the type of fluid conveyed and fittings being used. Use is guaranteed with a vacuum of 755 mm Hg (99% vacuum).

Performance

Tube O.D.	Tube O.D. Tolerance	Thickness and Tolerances of PVC Sheath
6 to 8 mm	+0.10/-0.10	1mm +0.10/-0.10
10 to 12 mm	+0.15/-0.15	

Connected to Parker Legris push-in fittings, the calibration of Parker Legris tubing ensures perfect sealing based on NF E49-101 (inner tubing for sheathed or single layer tubing).

Advantages

Single-layer PU:

- Flexible for an optimized bending radius
- Flexible for a long service life at high speeds

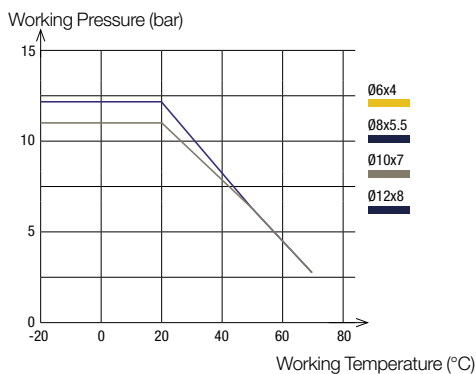
PVC coated PU:

- Self-extinguishing PVC sheath to protect the inner tube
- Resistant to torsion, crushing

Regulations

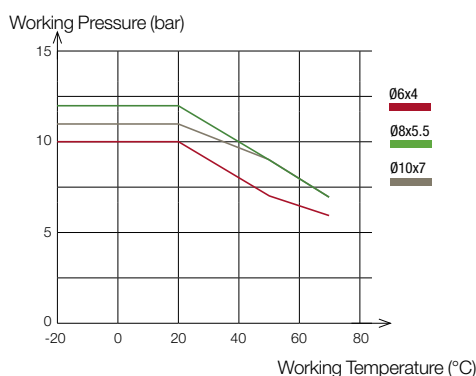
- **UL94 (fire resistance)**
- **RoHS**
- **REACH**

Anti-Spark PU Tubing, with PVC Sheath



To calculate burst pressure, the values in these graphs should be multiplied by 3.

Anti-Spark PU Tubing, Single Layer



1025U..V Anti-Spark Sheath Polyurethane (PU) Ether Tubing

Tubepack® 25 m

ØD ext.	ØD int.	CR					Kg
6	4	12	1025U06V01		1025U06V03	1025U06V04	1.200
8	5.5	20	1025U08V01		1025U08V03	1025U08V04	1.620
10	7	25	1025U10V01		1025U10V03	1025U10V04	2.900
12	8	35	1025U12V01	1025U12V02	1025U12V03		4.030






1100U..V Anti-Spark Sheath Polyurethane (PU) Ether Tubing

Tubepack® 100 m

ØD ext.	ØD int.	CR			Kg
6	4	12	1100U06V01		5.370
8	5.5	20	1100U08V01	1100U08V02	7.626
10	7	25	1100U10V01		10.864






1025U..K Single Layer Anti-Spark Polyurethane (PU) Ether Tubing

Tubepack® 25 m

ØD ext.	ØD int.						Kg
6	4	15	1025U06K01	1025U06K02	1025U06K03	1025U06K04	0.580
8	5.5	20	1025U08K01	1025U08K02	1025U08K03	1025U08K04	0.860
10	7	25	1025U10K01	1025U10K02	1025U10K03	1025U10K04	1.230

1100U..K Single Layer Anti-Spark Polyurethane (PU) Ether Tubing

Tubepack® 100 m

ØD ext.	ØD int.						Kg
6	4	15	1100U06K01	1100U06K02	1100U06K03	1100U06K04	2.320
8	5.5	20	1100U08K01	1100U08K02	1100U08K03		3.030
10	7	25	1100U10K01	1100U10K02	1100U10K03	1100U10K04	5.100

6000 71 00 Stripping Tool for Anti-Spark Tubing

Technical polymer, stainless steel



Kg

6000 71 00

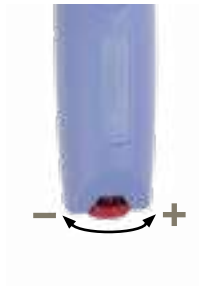
0.098

Working Principle

Stripping Tool 6000 71 00




1. Place tube in stripping tool to adjust the blade height to the tube thickness.



2. Blade height is adjusted using the wheel at the bottom of the handle.



3. Once adjustments have been made, perform a 360° rotation around the tube with the tool.



4. Push down firmly on the metal part of the tool in order to hold tube properly.



5. Move the tool to the end of the tube to create an axial opening of the sheath.



6. The tube is correctly stripped.

PE Tubing



The polyethylene tubing exists in 2 grades: low-density PE or "Advanced PE" 50% reticulated. Intended for food processing or fluid transmission applications, PE tubings are safe for users' health.

Ø metric:
4 to 16 mm

Technical Characteristics		
Tube	Advanced PE	Low Density PE
Compatible Fluids	Water, beverages and other fluids	Industrial fluids
Working Pressure	Vacuum to 16 bar	Vacuum to 20 bar
Working Temperature	-40°C to +95°C	-40°C to +60°C
Component Materials	High quality polyethylene: 50% reticulated PE 50% low density PE (53 shore D)	Low Density Polyethylene (44 shore D)

Reliable performance is dependent upon the type of fluid conveyed and fittings being used. Use is guaranteed with a vacuum of 755 mm Hg (99% vacuum).

Regulations

Advanced PE Tubing:

- FDA: 21CFR 177.1520
- 1935/2004
- NSF 42/58
- NSF 51
- NSF 61 C-HOT

- ACS
- WRAS
- KTW
- W270
- PED
- RoHS
- DM174

Low Density PE Tubing:

- FDA: 21CFR 177.1520
- RoHS
- PED

Advantages

Advanced PE

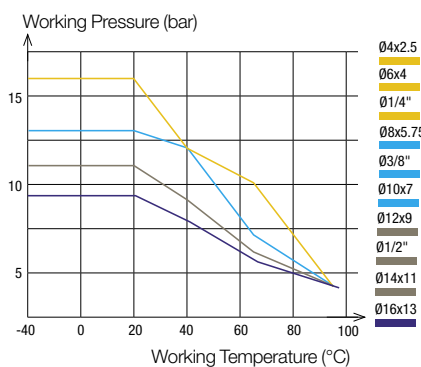
- Approved for contact with beverages and food products
- Resistant to a wide range of chemicals and cleaning products, stable, under UV
- Excellent compromise between bending radius and pressure/temperature resistance

Low Density PE

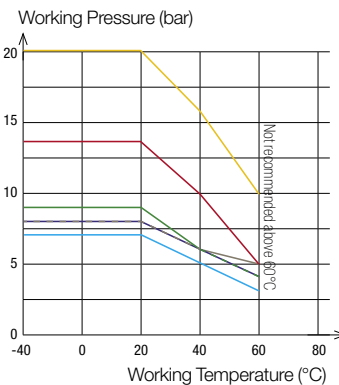
- Food grade material
- Resistance to corrosive and aggressive agents

Performance

Advanced PE Tubing



Low Density PE Tubing



To calculate burst pressure, the values in these graphs should be multiplied by 3.

Tube O.D.	Tube O.D. Tolerance
1/4" to 1/2"	+0.10 / -0.10
4 to 16 mm	+0.10 / -0.10

Connected to Parker Legris push-in fittings, the calibration of Parker Legris tubing ensures perfect sealing.

Packaging

Advanced PE Tubing
Drum: 75 m, 150 m, 300 m, 250 feet, 500 feet
PE Tubing
Tubepack®: 100 m

1015Y..F Advanced Polyethylene (APE) Tubing

Drum 150 m

ØD ext.	ØD int.	CR	clear	black	green	red	blue	white	Kg
6	4	32	1015Y06F00	1015Y06F01			1015Y06F04		5.434
8	5.75	40	1015Y08F00	1015Y08F01	1015Y08F02	1015Y08F03	1015Y08F04	1015Y08F10	3.279
10	7	40	1015Y10F00	1015Y10F01	1015Y10F02	1015Y10F03	1015Y10F04	1015Y10F10	5.318








1030Y..F Advanced Polyethylene (APE) Tubing

Drum 300 m

ØD ext.	ØD int.	CR	clear	black	green	red	blue	white	Kg
4	2.5	16	1030Y04F00	1030Y04F01					2.860
6	4	32	1030Y06F00	1030Y06F01	1030Y06F02	1030Y06F03	1030Y06F04	1030Y06F10	4.424

1075Y..F Advanced Polyethylene (APE) Tubing

Drum 75 m

ØD ext.	ØD int.		 clear					 white	Kg
12	9	55	1075Y12F00	1075Y12F01	1075Y12F02	1075Y12F03	1075Y12F04	1075Y12F10	3.852
14	11	75	1075Y14F00		1075Y14F02				5.850
16	13	90	1075Y16F00						7.750






1096Y..F Advanced Polyethylene (APE) Tubing

Drum 250 ft

ØD ext.	ØD int.		 clear			Kg
1/2	0.375	1.96	1096Y62F00	1096Y62F01	1096Y62F04	4.200



1098Y..F Advanced Polyethylene (APE) Tubing

Drum 500 ft

ØD ext.	ØD int.		 clear				Kg
1/4	0.170	0.78	1098Y56F00	1098Y56F01	1098Y56F03	1098Y56F04	2.334
3/8	0.250	1.18	1098Y60F00	1098Y60F01		1098Y60F04	5.518

1100Y Low Density Advanced Polyethylene Tubing

Tubepack® 100 m

ØD ext.	ØD int.		 clear	Kg
4	2	25	1100Y04 00	0.910
6	4	35	1100Y06 00	1.500
8	6	55	1100Y08 00	2.140
10	8	80	1100Y10 00	2.710
12	9	65	1100Y12 00	4.750
14	11	80	1100Y14 00	5.650

Fluoropolymer Tubing - FEP



The fluoropolymer FEP (fluorinated ethylene propylene) tubing offers good mechanical strength. Transparent, it allows fluid control without technical compromise.

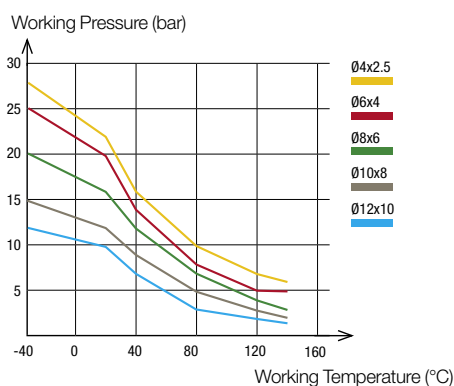
Ø metric:
4 to 12 mm

Technical Characteristics

- **Compatible Fluids:** Industrial fluids
- **Working Pressure:** 0 to 28 bar
- **Working Temperature:** -40°C to +150°C
- **Component Materials:** Fluorinated ethylene propylene (pure) (55 Shore D)

Reliable performance is dependent upon the type of fluid conveyed and fittings being used.

Performance



Regulations

- | | |
|--------------|----------------|
| Food: | Industrial: |
| • FDA | • RoHS |
| | • PED |
| | • REACH |

Advantages

- Flexible and non-flammable material
- FDA approval resistance to chemical agents and solvents

Tube O.D.	Tube O.D. Tolerance
4 mm	+0.05 / -0.05
6 to 10 mm	+0.07 / -0.07
12 mm	+0.10 / -0.10

Packaging
Tubepack®: 5 m, 25 m

Connected to Parker Legris push-in fittings, the calibration of Parker Legris tubing ensures perfect sealing.

1005T Fluoropolymer (FEP) Tubing

Tubepack® 5 m

ØD ext.	ØD int.	ØD ext.	ØD int.	ØD ext.	ØD int.	Part No.	Kg
4	2.5	40	1005T04 00 25				0.155
6	4	50	1005T06 00				0.250
8	6	70	1005T08 00				0.385
10	8	120	1005T10 00				0.524
12	10	180	1005T12 00				0.547

1025T Fluoropolymer (FEP) Tubing

Tubepack® 25 m

ØD ext.	ØD int.	ØD ext.	ØD int.	ØD ext.	ØD int.	Part No.	Kg
4	2.5	40	1025T04 00 25				0.506
6	4	50	1025T06 00				1.025
8	6	70	1025T08 00				1.431
10	8	120	1025T10 00				1.693
12	10	180	1025T12 00				1.913

Related Products

Parker stainless steel fittings are perfectly suited for use with fluoropolymer tubing (PFA, FEP).

Push-In Fittings

LF 3800



Compression Fittings

Stainless Steel



Fluoropolymer Tubing - PFA



The PFA (perfluoroalkoxy) tubing range is available in 3 material grades offering 10 times longer than other fluoropolymer tubing service life under severe chemical and mechanical constraints. Compatible with all applications and extreme environments.

Ø metric:
4 to 12 mm

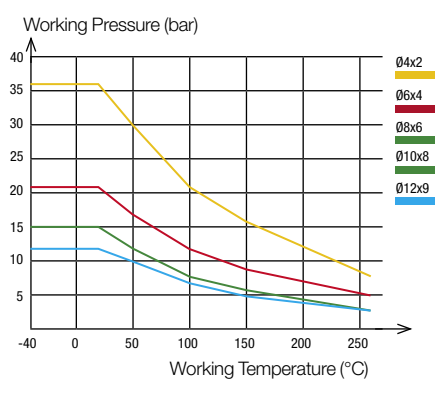
- ### Technical Characteristics
- **Compatible Fluids:** Medical, bio-compatible, food process, gas, compressed air
 - **Working Pressure:** Vacuum to 36 bar
 - **Working Temperature:** Mini -40°C
Maxi +150°C with ferrules for severe conditions of use
 - **Component Materials:** Perfluoroalkoxy - 55 Shore D
 - High Purity PFA
 - Translucent coloured PFA
 - Antistatic PFA

Reliable performance is dependent upon the type of fluid conveyed and fittings being used. Use is guaranteed with a vacuum of 755 mm Hg (99% vacuum).

- ### Advantages
- Exceptional mechanical resistance: an alternative to stainless steel tubes
 - Exceptional chemical resistance: anti-adhesive, chemical inertia, low permeability, non-flammable, UV transparent
- 3 material grades**
- PFA high purity clear: mechanical resistance under stress
 - Translucent coloured PFA: identification of circuits
 - Black antistatic PFA: no electrostatic discharge

- ### Regulations
- | | |
|-----------------|-------------|
| Medical: | Industrial: |
| • USP: Class VI | • ULV94 |
| Food: | • RoHS |
| • FDA | • PED |
| • 1935/2004 | • REACH |

Performance



To calculate burst pressure, the values in this graph should be multiplied by 3.

Tube O.D.	Tube O.D. Tolerance
4 to 8 mm	+0.10/-0.10
10 to 12 mm	+0.15/-0.15

Packaging
Tubepack®: 10 m, 50 m, 100 m

Connected to Parker Legris push-in fittings, the calibration of Parker Legris tubing ensures perfect sealing based on NF E49-100.

1050T..P Fluoropolymer (PFA) Tubing

Tubepack® 50 m

ØD ext.	ØD int.	R	clear	Crystal	Crystal	Crystal	Kg
4	2	12	1050T04P00	1050T04P12	1050T04P13	1050T04P14	0.435
6	4	34	1050T06P00	1050T06P12	1050T06P13	1050T06P14	1.185
8	6	60	1050T08P00	1050T08P12	1050T08P13	1050T08P14	2.050
10	8	95	1050T10P00				3.186
12	9	120	1050T12P00				5.692

Ø 10 mm and 12 mm: green, red and blue colours are available upon request, with minimum order quantity.

1100T..P Fluoropolymer (PFA) Tubing

Tubepack® 100 m

ØD ext.	ØD int.	R	clear	Kg
6	4	34	1100T06P00	3.485
8	6	60	1100T08P00	4.805
10	8	95	1100T10P00	7.230
12	9	120	1100T12P00	11.183

1010T..A Fluoropolymer (PFA) Antistatic Tubing

Tubepack® 10 m

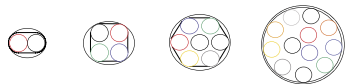
ØD ext.	ØD int.	R	Antistatic	Kg
4	2	12	1010T04A01	0.243
6	4	34	1010T06A01	0.392
8	6	60	1010T08A01	0.549
10	8	95	1010T10A01	0.732



Multi-Tubing



PA or PU multitubes optimize the wiring space of pneumatic circuits.



Ø metric:
4 to 8 mm

Technical Characteristics

Tube	PA	PU
Compatible Fluids	Compressed air, chemicals, industrial fluids	Compressed air, industrial fluids
Working Pressure	Vacuum to 24 bar	0 to 14 bar
Working Temperature	-40°C to +80°C	-20°C to +70°C
Component Materials	Polyamide	Polyurethane ester

Reliable performance is dependent upon the type of fluid conveyed and fittings being used. Use is guaranteed with a vacuum of 755 mm Hg (99% vacuum).

Advantages

Sheathed PA Tubing

- 2 to 12 numbered tubes for circuit identification
- PVC sheathing resistant to abrasion, sparks, chemical attack
- Helically wound for a minimum bend radius

Twin PU Ester Tubing

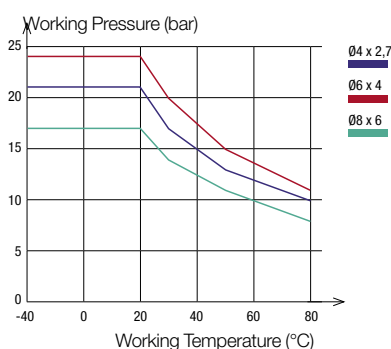
- 3 color combinations available for circuit identification
- Tube fully joined
- Outer diameter and circular shape maintained after separation

Regulations

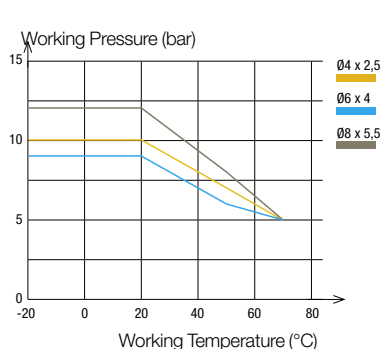
- RoHS
- PED
- REACH

Performance

Sheathed PA Tubing



Twin PU Ester Tubing



To calculate burst pressure, the values in these graphs should be multiplied by 3.

Material	Tube O.D.	Tube O.D. Tolerance
PA	4 mm	+0.05 / -0.08
	6 to 8 mm	+0.05 / -0.10
PU	4 to 8 mm	+0.10 / -0.10

Connected to Parker Legris push-in fittings, the calibration of Parker Legris tubing ensures perfect sealing based on NF E49-100 (for semi-rigid PA) and NF E49-101 (for twin PU ester).

1010P..M Semi-Rigid Polyamide (PA) Multi-Tubing

Reel 10 m

ØD ext.	ØD int.	Number of Outlets	Part Number	Kg
4	2.7	35	1010P04 00M04	1.440
	2.7	45	1010P04 00M07	1.920
6	4	55	1010P06 00M04	2.300
	4	60	1010P06 00M07	2.900
8	6	45	1010P08 00M02	2.600

1050P..M Semi-Rigid Polyamide (PA) Multi-Tubing

Reel 50 m


ØD ext.	ØD int.	Number of Outlets	Part Number	Kg
4	2.7	20	1050P04 00M02	5.450
	2.7	35	1050P04 00M04	6.600
	2.7	45	1050P04 00M07	8.200
	2.7	55	1050P04 00M12	15.200
6	4	45	1050P06 00M02	9.100
	4	55	1050P06 00M04	11.500
	4	60	1050P06 00M07	12.500
8	6	45	1050P08 00M02	13.600

1420U Twin Polyurethane (PU) Tubing

Tubepack® 25 m

ØD ext.	ØD int.	Number of Outlets	Part Number	Part Number	Part Number	Kg
4	2.5	12	1420U04 11	1420U04 41	1420U04 44	0.620
6	4	15	1420U06 11	1420U06 41	1420U06 44	1.182
8	5.5	20	1420U08 11	1420U08 41	1420U08 44	1.942

PA Recoil Tubing



The PA recoil tubing is an alternative to reels thanks to the remanence of the recoil shape given to the PA tubing.

Legris Ø metric: 6 to 8 mm
Rectulastic Ø metric: 4.7 to 15.8 mm

Legris PA Recoil Tubing

Technical Characteristics

- **Compatible Fluids:** Compressed air, lubricants, Other fluids: please consult us
- **Working Pressure:** Vacuum to 20 bar
- **Working Temperature:** -20°C to +80°C
- **Component Materials:** Polyamide (60 Shore D)

Reliable performance is dependent upon the type of fluid conveyed and fittings being used. Use is guaranteed with a vacuum of 755 mm Hg (99% vacuum).

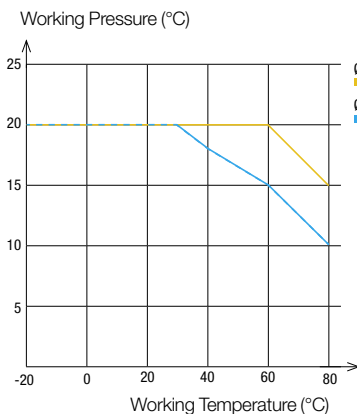
Advantages

- Self-retractable due to the lasting memory of shape
- Protective spring to maintain tube integrity
- 2 colours for circuit identification

Regulations

Industrial: • PED • REACH • RoHS

Performance of Parker Legris PA Recoil Tubing



To calculate burst pressure, the values in these graphs should be multiplied by 3.

Tube O.D.	Passage	Tube O.D. Tolerance
6 mm	4 mm	+0.05/-0.10
8 mm	6 mm	+0.05/-0.10

Rectulastic PA Recoil Hose

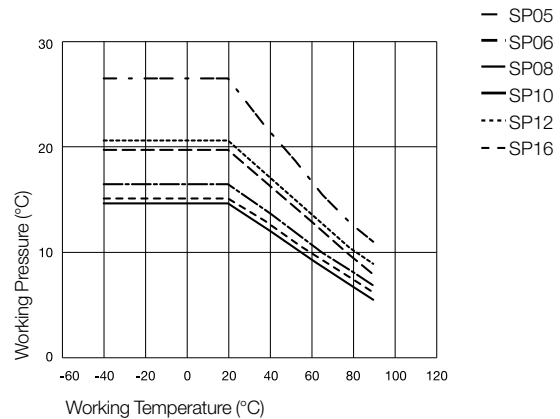
Technical Characteristics

- **Material:** Polyamide 12
- **Compatible fluids:** Compressed air, Lubrification, grease/oil, Gasoline, Hydraulic, Vacuum, Chemicals (on request)
- **Working Pressure:** 15 bar
- **Working Temperature:** -40°C up to +90°C
- **Working Temperature for Tubing assembled:** -20°C to +70°C

Advantages

- Lightweight
- Wide temperature range
- Long service time
- Highly elasticity

Performance of Rectulastic Tubing



1470P Polyamide (PA) Recoil Tubing 2 m, Male BSPT Fitting

ØD ext.	ØD int.	C			Total Closed Length	O.D. of Coil	Kg
6	4	R1/4	1470P06 04 13	1470P06 07 13	520	60	0.143
8	6	R1/4	1470P08 04 13	1470P08 07 13	560	70	0.174

Length of long straight section: 300 mm
 Length of short straight section: 100 mm



1471P Polyamide (PA) Recoil Tubing 4 m, Male BSPT Fitting

ØD ext.	ØD int.	C			Total Closed Length	O.D. of Coil	Kg
6	4	R1/4	1471P06 04 13	1471P06 07 13	640	60	0.199
8	6	R1/4	1471P08 04 13	1471P08 07 13	720	70	0.249

Length of long straight section: 300 mm
 Length of short straight section: 100 mm


PA Recoil Tubing

1472P Polyamide (PA) Recoil Tubing 6 m, Male BSPT Fitting


ØD ext.	ØD int.	C			Total Closed Length	O.D. of Coil	Kg
6	4	R1/4	1472P06 04 13	1472P06 07 13	760	60	0.260
8	6	R1/4	1472P08 04 13	1472P08 07 13	880	70	0.329

Length of long straight section: 300 mm
Length of short straight section: 100 mm


SP../025 RECTULASTIC - Polyamide (PA) Coiled Hoses without Fittings 2.5 m

ØD ext.	ØD int.		O.D. of Coil
4.7	3.1	SP05/025	38
6.3	4.8	SP06/025	75
7.9	6.3	SP08/025	75
9.5	7.9	SP10/025	115
11.8	9.5	SP12/025	140


SP../050 RECTULASTIC - Polyamide (PA) Coiled Hoses without Fittings 5 m

ØD ext.	ØD int.		O.D. of Coil
4.7	3.1	SP05/050	38
6.3	4.8	SP06/050	75
7.9	6.3	SP08/050	75
9.5	7.9	SP10/050	115
11.8	9.5	SP12/050	140
15.8	12.7	SP16/050	220


SP../075 RECTULASTIC - Polyamide (PA) Coiled Hoses without Fittings 7.5 m

ØD ext.	ØD int.		O.D. of Coil
4.7	3.1	SP05/075	38
6.3	4.8	SP06/075	75
7.9	6.3	SP08/075	75
9.5	7.9	SP10/075	115
11.8	9.5	SP12/075	140
15.8	12.7	SP16/075	220


SP../100 RECTULASTIC - Polyamide (PA) Coiled Hoses without Fittings 10 m

ØD ext.	ØD int.		O.D. of Coil
4.7	3.1	SP05/100	38
6.3	4.8	SP06/100	75
7.9	6.3	SP08/100	75
9.5	7.9	SP10/100	115
11.8	9.5	SP12/100	140
15.8	12.7	SP16/100	220


SP../150 RECTULASTIC - Polyamide (PA) Coiled Hoses without Fittings 15 m

ØD ext.	ØD int.		O.D. of Coil
6.3	4.8	SP06/150	75
7.9	6.3	SP08/150	75
9.5	7.9	SP10/150	115
11.8	9.5	SP12/150	140
15.8	12.7	SP16/150	220

SP../225 RECTULASTIC - Polyamide (PA) Coiled Hoses without Fittings 22.5 m


ØD ext.	ØD int.		O.D. of Coil
6.3	4.8	SP06/225	75
7.9	6.3	SP08/225	75
9.5	7.9	SP10/225	115
11.8	9.5	SP12/225	140
15.8	12.7	SP16/225	220

SP../025/DV RECTULASTIC - Completely assembled with Swivel Fittings 2.5 m

ØD ext.	ØD int.	C		O.D. of Coil
4.7	3.1	R1/8	SP05/025/DV	38
7.9	6.3	R1/4	SP08/025/DV	75
9.5	7.9	R1/4	SP10/025/DV	115
11.8	9.5	R3/8	SP12/025/DV	140


Polyamide hose with swivel fittings and spring guards (Type DV)

SP../050/DV RECTULASTIC - Completely assembled with Swivel Fittings 5 m

ØD ext.	ØD int.	C		O.D. of Coil
4.7	3.1	R1/8	SP05/050/DV	38
7.9	6.3	R1/4	SP08/050/DV	75
9.5	7.9	R1/4	SP10/050/DV	115
11.8	9.5	R3/8	SP12/050/DV	140
15.8	12.7	R1/2	SP16/050/DV	220


Polyamide hose with swivel fittings and spring guards (Type DV)

SP../075/DV RECTULASTIC - Completely assembled with Swivel Fittings 7.5 m

ØD ext.	ØD int.	C		O.D. of Coil
4.7	3.1	R1/8	SP05/075/DV	38
7.9	6.3	R1/4	SP08/075/DV	75
9.5	7.9	R1/4	SP10/075/DV	115
11.8	9.5	R3/8	SP12/075/DV	140
15.8	12.7	R1/2	SP16/075/DV	220


Polyamide hose with swivel fittings and spring guards (Type DV)

SP../100/DV RECTULASTIC - Completely assembled with Swivel Fittings 10 m

ØD ext.	ØD int.	C		O.D. of Coil
4.7	3.1	R1/8	SP05/100/DV	38
7.9	6.3	R1/4	SP08/100/DV	75
9.5	7.9	R1/4	SP10/100/DV	115
11.8	9.5	R3/8	SP12/100/DV	140
15.8	12.7	R1/2	SP16/100/DV	220


Polyamide hose with swivel fittings and spring guards (Type DV)

SP../150/DV RECTULASTIC - Completely assembled with Swivel Fittings 15 m

ØD ext.	ØD int.	C		O.D. of Coil
7.9	6.3	R1/4	SP08/150/DV	75
9.5	7.9	R1/4	SP10/150/DV	115
11.8	9.5	R3/8	SP12/150/DV	140
15.8	12.7	R1/2	SP16/150/DV	220


Polyamide hose with swivel fittings and spring guards (Type DV)

SP../225/DV RECTULASTIC - Completely assembled with Swivel Fittings 22.5 m

ØD ext.	ØD int.	C		O.D. of Coil
7.9	6.3	R1/4	SP08/225/DV	75
9.5	7.9	R1/4	SP10/225/DV	115
11.8	9.5	R3/8	SP12/225/DV	140
15.8	12.7	R1/2	SP16/225/DV	220


Polyamide hose with swivel fittings and spring guards (Type DV)

SP../025/K+S RECTULASTIC - Completely assembled with Coupling and Plug 2.5 m

ØD ext.	ØD int.		O.D. of Coil
7.9	6.3	SP08/025/K+S	75
9.5	7.9	SP10/025/K+S	115
11.8	9.5	SP12/025/K+S	140


Polyamide hose with 26 series coupling and plug with spring guards

SP../050/K+S RECTULASTIC - Completely assembled with Coupling and Plug 5 m

ØD ext.	ØD int.		O.D. of Coil
7.9	6.3	SP08/050/K+S	75
9.5	7.9	SP10/050/K+S	115
11.8	9.5	SP12/050/K+S	140


Polyamide hose with 26 series coupling and plug with spring guards

SP../075/K+S RECTULASTIC - Completely assembled with Coupling and Plug 7.5 m

ØD ext.	ØD int.		O.D. of Coil
7.9	6.3	SP08/075/K+S	75
9.5	7.9	SP10/075/K+S	115
11.8	9.5	SP12/075/K+S	140


Polyamide hose with 26 series coupling and plug with spring guards

SP../100/K+S RECTULASTIC - Completely assembled with Coupling and Plug 10 m

ØD ext.	ØD int.		O.D. of Coil
7.9	6.3	SP08/100/K+S	75
9.5	7.9	SP10/100/K+S	115
11.8	9.5	SP12/100/K+S	140


Polyamide hose with 26 series coupling and plug with spring guards

SP../150/K+S RECTULASTIC - Completely assembled with Coupling and Plug 15 m

ØD ext.	ØD int.		O.D. of Coil
7.9	6.3	SP08/150/K+S	75
9.5	7.9	SP10/150/K+S	115
11.8	9.5	SP12/150/K+S	140

Polyamide hose with 26 series coupling and plug with spring guards

SP../225/K+S RECTULASTIC - Completely assembled with Coupling and Plug 22.5 m

ØD ext.	ØD int.		O.D. of Coil
7.9	6.3	SP08/225/K+S	75
9.5	7.9	SP10/225/K+S	115
11.8	9.5	SP12/225/K+S	140

Polyamide hose with 26 series coupling and plug with spring guards

PU Recoil Tubing



The PU recoil tubing offers an alternative to reels thanks to the remanence of the coil shape given to the PU tube. Its flexibility allows easy handling.

Legris Ø metric: 4 to 12 mm
Rectuflex Ø metric: 8 to 15 mm

Legris PU Recoil Tubing

Technical Characteristics

- **Compatible Fluids:** Compressed air
- **Working Pressure:** 0 to 10 bar
- **Working Temperature:** -20°C to +70°C (tubing assembled)
- **Component Materials:** PU ester: 52 Shore D
PU ether: 46 Shore D

Reliable performance is dependent upon the type of fluid conveyed and fittings being used.

Advantages

- 2 grades of materials: PU ester and PU ether
- With or without assembled fitting
- Self-retractable due to the shape memory of the coils
- Protective spring to maintain tube integrity
- 3 colors for circuit identification

Regulations

Industrial:

- **RoHS**
- **REACH**
- **PED**

Rectus PU Recoil Tubing: Rectuflex

Technical Characteristics

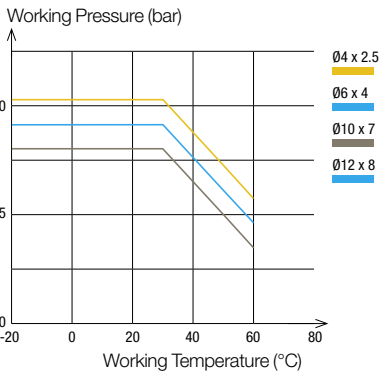
- **Compatible fluids:** Compressed air, Lubrification grease/oil, Gasoline, Hydraulics, Vacuum, Chemicals (on request), Food and Beverage (on request)
- **Working Pressure:** 10 bar
- **Working Temperature:** -40°C up to +75°C
-20°C up to +70°C (tubing assembled)
- **Component materials:** Nycoil Polyurethane

Advantages

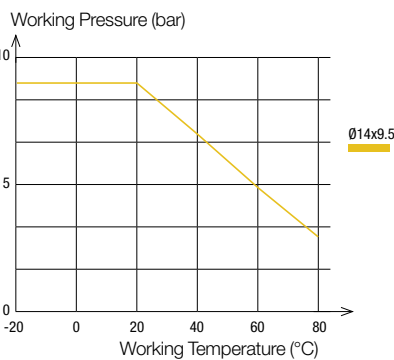
- Lightweight and extremely durable hose
- Low pressure drop
- High abrasion resistance
- Very small bending radius and tight coil diameter
- Superior elasticity and coil memory

Performance of Legris PU Recoil Tubing

PU Ester Recoil Tubing



PU Ether Recoil Tubing



To calculate burst pressure, the values in these graphs should be multiplied by 3.




Tube O.D.	Tube I.D.	Tube O.D. Tolerance
8 mm	2.5 to 5.5 mm	+0.10/-0.10
10 to 12 mm	7 to 8 mm	+0.15/-0.15

1470U Polyurethane (PU) Ester Recoil Tubing 2 m, Male BSPT Fitting

ØD ext.	ØD int.	C				Total Closed Length	O.D. of Coil	Kg
4	2.5	R1/8	1470U04 03 10	1470U04 04 10	1470U04 05 10	595	24	0.060
6	4	R1/4	1470U06 03 13	1470U06 04 13	1470U06 05 13	630	32	0.060
8	5	R1/4	1470U08 03 13	1470U08 04 13	1470U08 05 13	780	45	0.120
10	7	R1/4	1470U10 03 13	1470U10 04 13	1470U10 05 13	780	65	0.160
12	8	R3/8	1470U12 03 17	1470U12 04 17	1470U12 05 17	780	75	0.190




Length of long straight section, O.D. < 8 mm: 300 mm Length of long straight section, O.D. ≥ 8 mm: 500 mm
 Length of short straight section, for all O.D.: 100 mm

1471U Polyurethane (PU) Ester Recoil Tubing 4 m, Male BSPT Fitting

ØD ext.	ØD int.	C				Total Closed Length	O.D. of Coil	Kg
4	2.5	R1/8	1471U04 03 10	1471U04 04 10	1471U04 05 10	785	24	0.100
6	4	R1/4	1471U06 03 13	1471U06 04 13	1471U06 05 13	850	32	0.160
8	5	R1/4	1471U08 03 13	1471U08 04 13	1471U08 05 13	1000	45	0.200
10	7	R1/4	1471U10 03 13	1471U10 04 13	1471U10 05 13	1000	65	0.230
12	8	R3/8	1471U12 03 17	1471U12 04 17	1471U12 05 17	1140	75	0.260


Length of long straight section, O.D. < 8 mm: 300 mm Length of long straight section, O.D. ≥ 8 mm: 500 mm
Length of short straight section, for all O.D.: 100 mm

1472U Polyurethane (PU) Ester Recoil Tubing 6 m, Male BSPT Fitting

ØD ext.	ØD int.	C				Total Closed Length	O.D. of Coil	Kg
8	5	R1/4	1472U08 03 13	1472U08 04 13	1472U08 05 13	1230	45	0.280
10	7	R1/4	1472U10 03 13	1472U10 04 13	1472U10 05 13	1140	65	0.295
12	8	R3/8	1472U12 03 17	1472U12 04 17	1472U12 05 17	1190	75	0.310


Length of long straight section, O.D. < 8 mm: 300 mm Length of long straight section, O.D. ≥ 8 mm: 500 mm
Length of short straight section, for all O.D.: 100 mm

1460U Polyurethane (PU) Ester Recoil Tubing 2 m

ØD ext.	ØD int.		Total Closed Length	O.D. of Coil	Kg
8	5	1460U08 04	720	45	0.135
10	7	1460U10 04	720	65	0.227
12	8	1460U12 04	720	75	0.282


Length of long straight section, O.D. < 8 mm: 300 mm Length of long straight section, O.D. ≥ 8 mm: 500 mm
Length of short straight section, for all O.D.: 100 mm

1461U Polyurethane (PU) Ester Recoil Tubing 4 m

ØD ext.	ØD int.		Total Closed Length	O.D. of Coil	Kg
8	5	1461U08 04	940	45	0.231
10	7	1461U10 04	940	65	0.411
12	8	1461U12 04	940	75	0.486

Length of long straight section, O.D. < 8 mm: 300 mm Length of long straight section, O.D. ≥ 8 mm: 500 mm
Length of short straight section, for all O.D.: 100 mm

1462U Polyurethane (PU) Ester Recoil Tubing 6 m


ØD ext.	ØD int.		Total Closed Length	O.D. of Coil	Kg
8	5	1462U08 04	1260	45	0.337
10	7	1462U10 04	1260	65	0.513
12	8	1462U12 04	1260	75	0.684

Length of long straight section, O.D. < 8 mm: 300 mm Length of long straight section, O.D. ≥ 8 mm: 500 mm
Length of short straight section, for all O.D.: 100 mm

1445U..R Recoil Polyurethane (PU) Ether Tubing 3 m, Male BSPP Fitting


ØD ext.	ØD int.	C		Total Closed Length	O.D. of Coil	Kg
14	9.5	G3/8	1445U14R04 17	759	110	0.460

PU../030 RECTUFLEX - Polyurethane(PU) assembled with straight extensions 3 m, Male BSPP Fitting

ØD ext.	ØD int.		O.D. of Coil
8	5	PU08/030/DV	40
9.5	6.3	PU10/030/DV	60
12	8	PU12/030/DV	80
15	9.5	PU15/030/DV	110


Completely assembled with straight extensions 508 mm and 127mm

PU../060 RECTUFLEX - Polyurethane (PU) assembled with straight extensions 6 m, Male BSPP Fitting

ØD ext.	ØD int.	C		O.D. of Coil
8	5	G1/4	PU08/060/DV	40
9.5	6.3	G1/4	PU10/060/DV	60
12	8	G3/8	PU12/060/DV	80
15	9.5	G3/8	PU15/060/DV	110

Completely assembled with straight extensions 508 mm and 127mm

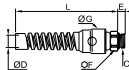
PU../075 RECTUFLEX - Polyurethane (PU) assembled with straight extensions 7.5 m, Male BSPP Fitting


ØD ext.	ØD int.	C		O.D. of Coil
8	5	G1/4	PU08/075/DV	40
9.5	6.3	G1/4	PU10/075/DV	60
12	8	G3/8	PU12/075/DV	80
15	9.5	G3/8	PU15/075/DV	110

Completely assembled with straight extensions 508 mm and 127mm

0694 Push-In Fitting with Protection Spring, Male BSPP Thread

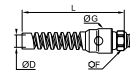
Nickel-plated Brass, NBR




ØD	C		E	F	G	L	Kg
8	G1/4	0694 08 13	6.5	16	24	104.5	0.067
10	G1/4	0694 10 13	6.5	18	24	106.5	0.062
12	G3/8	0694 12 17	7.5	20	29.5	126	0.080

0695 Push-In Fitting with Protection Spring, Male BSPT Thread

Nickel-plated Brass, NBR



ØD	C		F	G	L	Kg
8	R1/4	0695 08 13	14	24	104.5	0.055
10	R1/4	0695 10 13	18	24	106.5	0.063
12	R3/8	0695 12 17	20	29.5	126	0.090

PVC Braided Hose



Made of industrial or food grade PVC, this braided hose covers a wide range of industrial applications for fluid transport.

Legris Ø metric: 4 to 19 mm
Rectusoft Ø metric: 11 to 19 mm

Legris PVC Braided Hose

Technical Characteristics		
Hose	Food-Grade PVC	Industrial PVC
Compatible Fluids	Compressed air, other fluids	Compressed air
Working Pressure	0 to 15 bar	0 to 15 bar
Working Temperature	-20°C to +70°C	-25°C to +60°C
Component Materials	Translucent food-grade PVC, phthalate-free with polyester braid	Industrial blue PVC, multi-layer, with polyester braid

Reliable performance is dependent upon the type of fluid conveyed and fittings being used.

Advantages

Food Grade PVC

- Monograde tube without phthalates or silicone
- Translucent to visualize fluid, turbulence, cleanliness of the circuit

Industrial PVC

- Braided reinforcement between two grades of PVC
- Mechanical resistance to abrasion, impact, crushing

Regulations

Food Grade PVC:

- FDA
- REACH
- 1935/2004
- RoHS

Industrial PVC:

- PED
- REACH
- RoHS

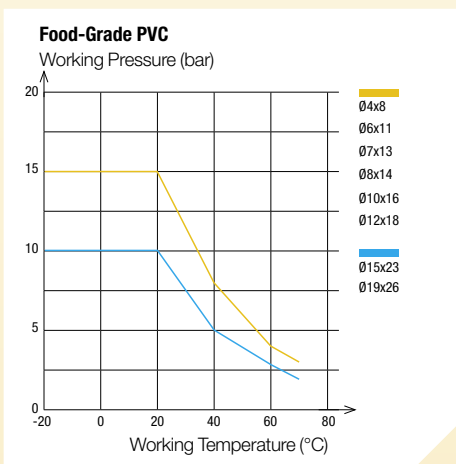
Rectusoft PVC Braided Hose

Technical Characteristics	
Max. Operating Pressure	15 bar, at +23°C
Working Temperature	-15°C to +60°C
Bursting Pressure	63 bar, at +23°C
Component Materials	Textile-reinforced, 3-ply PVC hose with polyester thread insert

Advantages

- Low weight
- Very high flexibility
- Highly resistant
- High resistance to pressure
- UV-resistant
- Long service life
- Shock and thread-resistant, non buckling

Performance of Legris PVC Braided Hose



To calculate burst pressure, the values in these graphs should be multiplied by 3. The performances of the industrial PVC grade are available upon request.

Hose Type	Hose I.D.	Hose I.D. Tolerance
Food-Grade PVC	4 to 6 mm	+0.5 / -0.5
	7 to 12 mm	+0.6 / -0.6
	15 to 19 mm	+0.8 / -0.8
Industrial PVC	6.3 mm	+0.3 / -0.3
	9 mm	+0.5 / -0.5
	12.7 mm	+0.6 / -0.6



Packaging

Reel: 25 m, 50 m
 (with protective plastic bag)

PVC Braided Hose



1025V Food-Grade Braided PVC Hose

Reel 25 m

ØD ext.	ØD int.		 clear	Kg
8	4	10	1025V08 00 04	1.260
11	6	12	1025V11 00 06	2.253
13	7	14	1025V13 00 07	3.182
14	8	16	1025V14 00 08	3.434
16	10	25	1025V16 00 10	3.800
18	12	30	1025V18 00 12	4.423
23	15	40	1025V23 00 15	7.300
26	19	60	1025V26 00 19	7.300



1050V Food-Grade Braided PVC Hose

Reel 50 m

ØD ext.	ØD int.		 clear	Kg
8	4	10	1050V08 00 04	2.690
11	6	12	1050V11 00 06	4.200
14	8	16	1050V14 00 08	6.058
16	10	25	1050V16 00 10	6.400
18	12	30	1050V18 00 12	8.250
23	15	40	1050V23 00 15	14.600
26	19	60	1050V26 00 19	14.600


1025V..C Industrial-Grade Braided PVC Hose

Reel 25 m

ØD ext.	ØD int.			Kg
11	6.3	45	1025V11C04 06	2.175
14	9	63	1025V14C04 09	3.250
19	12.7	89	1025V19C04 13	4.975

PVC../050 RECTUSOFT - Straight Hoses

Reel 50 m

ØD ext.	ØD int.		O.D. of Coil
11	6.3	PVC06/050/03	45
14.5	9	PVC09/050/03	63
19	12.7	PVC12/050/03	89

Related Products

PVC tubing is designed for use with Parker barb connectors and couplers.

Couplers

C 9000



Metal



Barb Connectors

0191



0123



Self-Fastening NBR Hose



Designed according to CNOMO E07.21.115N* standard for automotive process applications, the self-tightening hose is used with barb connectors.

Legris Ø metric: 13 to 27 mm

Legris Self-Fastening NBR Hose

Technical Characteristics

- **Compatible Fluids:** Coolants, compressed air
- **Working Pressure:** 0 to 16 bar
- **Working Temperature:** -20°C to +100°C
- **Component Materials:** Nitrile butadiene rubber & textile braid

Reliable performance is dependent upon the type of fluid conveyed and fittings being used.

Regulations

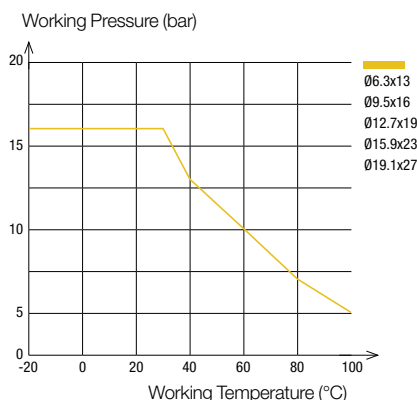
- REACH
- PED
- RoHS

Advantages

- Designed for compressed air and cooling systems, with maximum flow rate
- 4 colours for circuit identification
- Chemical resistance: UV and ozone
- Mechanical resistance: to repetitive flexing, flames and sparks, abrasion and crushing

*CAUTION: CNOMO certification is valid exclusively for red and green hose, only when connected to Legris' CNOMO-certified barb connectors 0132, 0133 and 0134.

Performance of Legris Self-Fastening NBR Hose



To calculate burst pressure, the values in this graph should be multiplied by 3.

DN mm CNOMO	DN (standard)	Hose I.D. (mm)	Hose I.D. Tolerance (mm)
6	1/4"	6.3 mm	+0.4/-0.4
8	3/8"	9.5 mm	+0.5/-0.5
12	1/2"	12.7 mm	+0.6/-0.6
16	5/8"	15.9 mm	
20	3/4"	19.1 mm	

Packaging
Drum: 40 m, 80 m, 100 m

Use with water: maximum temperature 100°C
Use with air: maximum temperature 70°C

1040H Braided Self-Fastening NBR Hose

Drum 40 m

DN	ØD ext.	ØD int.	Length (m)	1040H56 01	1040H56 02	1040H56 03	1040H56 04	Kg
6	13	6.3	60					7.000
8	16	9.5	70					8.500
12	19	12.7	120					10.000
16	23	15.9	140					12.000
20	27	19.1	170					17.500

Also available in 20 m length upon request

1080H Braided Self-Fastening NBR Hose

Drum 80 m






DN	ØD ext.	ØD int.	Length (m)	1080H66 01	1080H66 02	1080H66 03	1080H66 04	Kg
16	23	15.9	140					26.160
20	27	19.1	170					33.160

Also available in 20 m length upon request

Self-Fastening NBR Hose

1100H Braided Self-Fastening NBR Hose

Drum 100 m

DN	ØD ext.	ØD int.						Kg
6	13	6.3	60		1100H56 02	1100H56 03	1100H56 04	14.660
8	16	9.5	70	1100H60 01	1100H60 02	1100H60 03	1100H60 04	20.000
12	19	12.7	120	1100H62 01	1100H62 02	1100H62 03	1100H62 04	23.000

Also available in 20 m length upon request

Related Products

Self-fastening hose is designed for use with Parker brass barb connectors (CNOMO-certified) or with hose barb couplers.

Barb Connectors

0132 0133 .. 39 0134



Mold Couplers

Series 86/87/88 Series 10/11/12 Series 608



Installation Tool

Tool Part Number:


0650 00 00 05

This automatic installation tool reduces the effort required to connect self-fastening hose onto a barb connector.



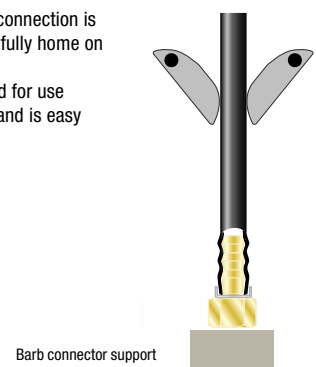
Tube Cutting and Positioning

Cut the tube at a right angle and position the barb connector on the mounting tool.




Press-Fitting the Tube

Activate the press-fit tool; connection is complete when the tube is fully home on the barb connector. This tool has been designed for use with 5 different diameters and is easy to operate.



Braided PU Hose



Reinforced by a braid that provides durability and torsion resistance, the braided PVC hose also retains the attributes of a recoil PU tubing.

Legris Ø inch: 1/4" to 5/16"
Superbraided Ø metric: 9.5 to 12 mm

Braided PU Recoil Hose

Technical Characteristics

- **Compatible Fluids:** Compressed air
Other fluids: please consult us
- **Working Pressure:** 0 to 15 bar
- **Working Temperature:** -40°C to +75°C
- **Component Materials:** Polyurethane (85 shore A)

Reliable performance is dependent upon the type of fluid conveyed and fittings being used.

Advantages

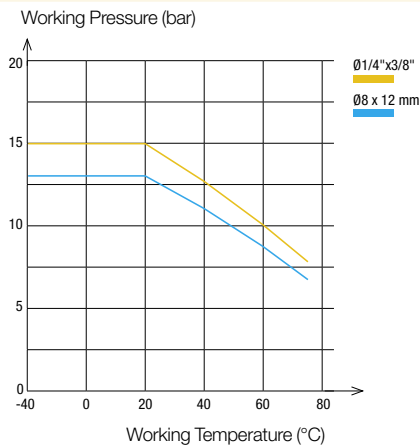
- 3 lengths available: 3 m, 6 m and 7.5 m
- Mechanical resistance: abrasion, torsion and crushing
- Remanence of the coils combined with the flexibility of the tube

Regulations

Industrial:

- PED
- REACH
- RoHS

Tubing Performance of Braided PU Recoil Hose



To calculate burst pressure, the values in this graph should be multiplied by 4.

Hose O.D.	Hose I.D.	Hose I.D. Tolerance
3/8" 12 mm	1/4" 8 mm	+/- 0.005"

Connected to Parker Legris push-in fittings, the calibration of PU tubing ensures perfect sealing.

Rectus Ultra Lite Superbraided

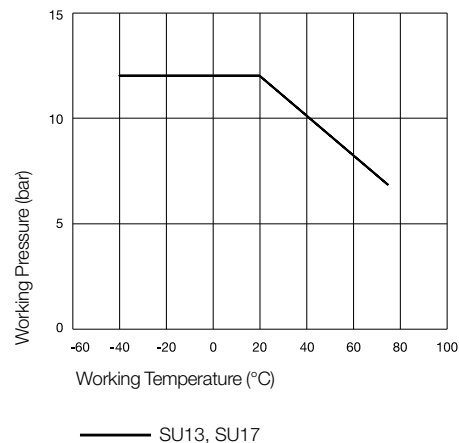
Technical Characteristics

- **Working Pressure:** 0 to 12 bar
- **Working Temperature:** -40°C to +75°C
- **Component Materials:** Polyurethane



Advantages

- Highly kinking resistant, virtually undamaged by twisting or crushing
- Extremely flexible
- Lighter than Superbraided Hose
- 6 to 10 times better than rubber or polyamide

Tubing Performance of Ultra Lite Superbraided





PG../30 SUPERBRAID - Polyurethane (PU) Coiled Hoses with fabric lining 3 m, Male BSPP Fitting

ØD ext.	ØD int.	C			Total Closed Length	O.D. of Coil	Kg
3/8	1/4	G1/4	PG10/030/DV			42	
12	8	G3/8	PG12/030/DV	1445U12E04 17	880	55	0.300



fully assembled with 2x nickel-plated, swivel screw connections

PG../60 SUPERBRAID - Polyurethane (PU) Coiled Hoses with fabric lining 6 m, Male BSPP Fitting

ØD ext.	ØD int.	C			Total Closed Length	O.D. of Coil	Kg
3/8	1/4	G1/4	PG10/060/DV	1442U60E04 13	1140	42	0.420
12	8	G3/8	PG12/060/DV	1442U12E04 17	1160	55	0.600


fully assembled with 2x nickel-plated, swivel screw connections

PG../75 SUPERBRAID - Polyurethane (PU) Coiled Hoses with fabric lining 7.5 m, Male BSPP Fitting

ØD ext.	ØD int.	C			Total Closed Length	O.D. of Coil	Kg
3/8	1/4	G1/4	PG10/075/DV	1447U60E04 13	1275	42	0.525
12	8	G3/8	PG12/075/DV	1447U12E04 17	1300	55	0.750

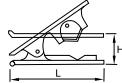
fully assembled with 2x nickel-plated, swivel screw connections

SU../25 ULTRA-LITE SUPERBRAID - Polyurethane (PU) Straight Hose 25 m

ØD ext.	ØD int.	
13	9.5	SU13/025/05
17.4	12.7	SU17/025/05

3000 71 00 Tube Cutter

Technical polymer



H L Kg

3000 71 00	25	79	0.029
------------	----	----	-------

This tool is designed to give a clean cut at right angles to the tube axis for all resilient polymer tubing (polyamide, polyurethane, FEP, polyethylene, etc.) from 4 mm to 16 mm diameter inclusive.

Replacement blades: part number 3000 71 00 05

A spring maintains the cutter in the closed position.

3000 71 11 Tube Cutter

Treated steel



Kg

3000 71 11	0.280
------------	-------

Replacement blades: part number 3000 71 11 05

6000 71 00 Stripping Tool for Anti-Spark Tubing

Polymère technique, acier inox

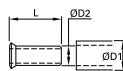


Kg

6000 71 00	0.098
------------	-------

1827 Stainless Steel Tube Support for Fluoropolymer Tubing

Stainless steel 316L



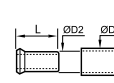
ØD1 ØD2  L Kg


6	4	1827 06 00	11.5	0.001
8	6	1827 08 00	14	0.001
10	8	1827 10 00	18	0.001
12	9	1827 12 09	18	0.001
12	10	1827 12 00	18	0.001
16	13	1827 16 13	18	0.002
16	14	1827 16 00	18	0.002

This tube support is necessary when using fluoropolymer tubing at all temperatures compatible with the fitting/tubing assembly.

0127 Brass Tube Support for Polymer Tubing

Brass

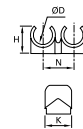


ØD1	ØD2		L	Kg
4	2	0127 04 00	11	0.001
4	2.7	0127 04 27	11	0.001
5	3	0127 05 03	11	0.001
5	3.3	0127 05 00	11.5	0.001
6	4	0127 06 00	11.5	0.001
8	5.5	0127 08 55	14	0.001
8	6	0127 08 00	14	0.001
10	7	0127 10 07	18	0.001
10	7.5	0127 10 75	18	0.001
10	8	0127 10 00	18	0.002
12	8	0127 12 08	26	0.002
12	9	0127 12 09	18	0.002
12	10	0127 12 00	18	0.001
14	11	0127 14 11	16	0.002
14	12	0127 14 00	18	0.002
15	12	0127 15 12	18	0.002
16	13	0127 16 13	18	0.003
18	14	0127 18 14	19.5	0.003
22	16	0127 22 16	21	0.005

This tube support guarantees good gripping, at high temperatures and pressures, by preventing collapsing of the tube.

CLIP Clip Strip for Tubing and Fittings

Technical polymer

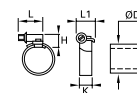



ØD		H	K	N	K	Kg
4	CLIP 04 00	9	13.5	10.5	13.5	0.007
6	CLIP 06 00	10.5	13	10.5	13	0.008
8	CLIP 08 00	12.5	10.5	12	10.5	0.007
10	CLIP 10 00	14	12	15	12	0.005
12	CLIP 12 00	16.5	14	16.5	14	0.009
14	CLIP 14 00	18	16	20.5	16	0.009

Delivered in boxes of 10 strips of the same diameter (complete with self-tapping screws of 95 mm length) These clips can be used with metric or inch tubing.

0697 Clip for Braided Tubing

Treated steel



ØD		H	K	L	L1	K	Kg
6-11	0697 00 01	7	5	12	7	5	0.004
10-16	0697 00 02	12	9	21	13	9	0.011
12-22	0697 00 03	12	9	21	13	9	0.014
16-27	0697 00 04	12	9	24	13	9	0.015
20-32	0697 00 05	12	9	24	13	9	0.016

UR Threaded Nut

Brass



C		HEX	L
G1/8 right	UR10	12	11
G1/4 right	UR13	17	15.5
G3/8 right	UR17	19	16.5
G1/4 r. f. 9 mm	UR13/9*	17	15.5
G1/2 right	UR21	24	20.5

DIN EN 560 (left handed thread marked)
* only for STP13/09

STP Hose Tail, short

Brass



ØD	C		L
4	G1/8	STP10/04	27.5
6	G1/8	STP10/06	28
4	G1/4	STP13/04	30.5
6	G1/4	STP13/06	35.5
9	G1/4	STP13/09*	35.5
6	G3/8	STP17/06	36
9	G3/8	STP17/09	36
	G1/2	STP21/09	38
13	G1/2	STP21/13	44

STD Hose Tail, long

Brass



ØD	C		L
4	G1/4	STD13/04	47
6	G1/4	STD13/06	47
4	G3/8	STD17/04	47.5
6	G3/8	STD17/06	47.5
9	G3/8	STD17/09	47.5

DIN EN 560

GT Hose Tail Barb

Brass



ØD	C		HEX	L
3	M5	GT05/03	7	15.5
	M5	GT05/04	7	15.5
4	M6	GT06/04	8	23
6	G1/2*	GT21/06	24	39
4	G1/8*	GT10/04	14	28
6	G1/8*	GT10/06	14	33
8	G1/8*	GT10/08	14	33
9	G1/8*	GT10/09	14	33
4	G1/4*	GT13/04	17	29.5
6	G1/4*	GT13/06	17	34.5
8	G1/4*	GT13/08	17	34.5
9	G1/4*	GT13/09	17	34.5
10	G1/4*	GT13/10	17	34.5
3	G1/4*	GT13/13	17	41.5
6	G3/8*	GT17/06	19	36
8	G3/8*	GT17/08	19	36
9	G3/8*	GT17/09	19	36
10	G3/8*	GT17/10	19	36
13	G3/8*	GT17/13	19	42
9	G1/2*	GT21/09	24	39
10	G1/2	GT21/10	24	40
13	G1/2*	GT21/13	24	45
16	G1/2	GT21/16	24	53
19	G1/2	GT21/19	24	54
13	G3/4*	GT26/13	32	48.5
16	G3/4*	GT26/16	32	56.5
19	G3/4*	GT26/19	32	56.5
25	G1*	GT33/25	36	67.5

with Male Thread
(* inner cone 45°)

GT Hose Tail Barb

Stainless steel



ØD	C		HEX	L	Version
6	G1/8*	GT10/06R	14	33	AISI 303
	G1/8*	GT10/06E	14	33	AISI 316L
9	G1/4*	GT13/09R	17	34.5	AISI 303
	G3/8*	GT17/09R	19	36	AISI 303
13	G1/2*	GT21/13R	24	45	AISI 303

with Male Thread (* inner cone 45°)

GI Hose Tail Barb

Brass



ØD	C		HEX	L
6	G1/8	GI10/06	12	31
8	G1/8	GI10/08	12	31
6	G1/4	GI13/06	17	33
8	G1/4	GI13/08	17	33
9	G1/4	GI13/09	17	33
13	G1/4	GI13/13	17	39
6	G3/8	GI17/06	19	33
8	G3/8	GI17/08	19	33
9	G3/8	GI17/09	19	33
13	G3/8	GI17/13	19	40
6	G1/2	GI21/06	24	36
8	G1/2	GI21/08	24	36
9	G1/2	GI21/09	24	36
13	G1/2	GI21/13	24	43

with Female Thread

DS Hose Repairer

Brass



ØD		L
4	DS04/04P**	50
6	DS06/06*	72
8	DS08/08*	72
9	DS09/09*	72
13	DS13/13	74

* DIN EN 560

** for Hard Hoses

DK Hose Repairer, short

Brass



ØD		L
4	DK04/04	19
6	DK06/06	19

SM Tube Nut for Plastic Hoses

Brass



ØD	C		HEX	L
3 x 4	M7x0.5	SM04	-	8.5
3 x 5	M7x0.6	SM05	-	8.5
4 x 6	M10x1	SM06	12	11
6 x 8	M12x1	SM08	14	11
8 x 10	M16x1	SM10	17	12.5
9 x 12	M16x1	SM12	17	12.5

DV Swivelling Spring Guard

Brass



ØD	C		HEX
3.1 x 4.7	R1/8	DV10/05	11
4.8 x 6.3	R1/4	DV13/06	14
6.3 x 7.9	R1/4	DV13/08	14
7.9 x 9.5	R1/4	DV13/10	15
9.5 x 11.8	R3/8	DV17/12	19
12.7 x 15.8	R1/2	DV21/16	22

SV Fixed Spring Guard

Brass



ØD	C		HEX	L
4 x 6	G1/8	SV10/06	12	103
6 x 8	G1/8	SV10/08	12	106
4 x 6	G1/4	SV13/06	17	103
6 x 8	G1/4	SV13/08	17	106
8 x 10	G1/4	SV13/10	17	119
9 x 12	G1/4	SV13/12	17	123
	G3/8	SV17/12*	19	123

* Inner Cone 45°

KN Spring Guard completely with Tube Nut

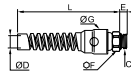
Brass



ØD	C		HEX	L
4 x 6	M10x1	KN06	12	94
6 x 8	M12x1	KN08	14	97
8 x 10	M16x1	KN10	17	110
9 x 12	M16x1	KN12	17	114

0694 Push-In Fitting with Protection Spring, Male BSPP Thread

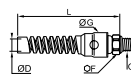
Nickel-plated Brass, NBR



ØD	C		E	F	G	L	Kg
8	G1/4	0694 08 13	6.5	16	24	104.5	0.067
10	G1/4	0694 10 13	6.5	18	24	106.5	0.062
12	G3/8	0694 12 17	7.5	20	29.5	126	0.080

0695 Push-In Fitting with Protection Spring, Male BSPT Thread

Nickel-plated Brass, NBR



ØD	C		F	G	L	Kg
8	R1/4	0695 08 13	14	24	104.5	0.055
10	R1/4	0695 10 13	18	24	106.5	0.063
12	R3/8	0695 12 17	20	29.5	126	0.090

KB ,O'-Clips



	Spread mm	Height
KB0709	7 - 9	7
KB0911	9 - 11	7
KB1113	11 - 13	7
KB1315	13 - 15	7.5
KB1518	15 - 18	8
KB1720	17 - 20	8.5
KB2023	20 - 23	9