



Body Size

1/4" up to 1"

ISO A-Profile

6600-Series

Medium Pressure



Technical Description

The couplings of the 6600 series meet the requirements and dimensions of the ISO 7241-1 A standard.

Advantages

NBR seals and back-up ring in PTFE to withstand flow surges at high flow rates. Single acting sleeve. Connection and disconnection are possible by pulling the sleeve. Poppet valving. Chrome 6 free plated steel.

Applications

- Used for a wide range of agricultural applications
- Mobile and construction equipment
- In-plant machinery including hydraulic power units and hand tools

Working Pressure

| | |
|------|---------|
| 1/4" | 350 bar |
| 3/8" | 280 bar |
| 1/2" | 280 bar |
| 3/4" | 280 bar |
| 1" | 280 bar |

Working Temperature

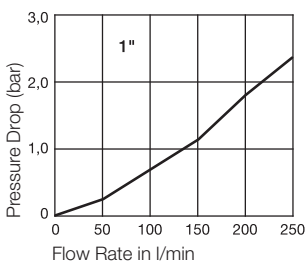
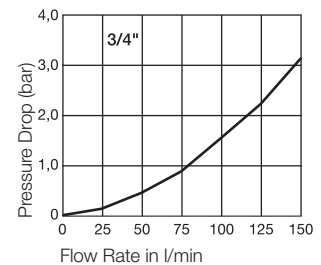
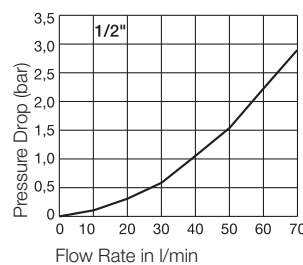
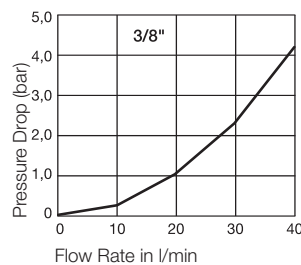
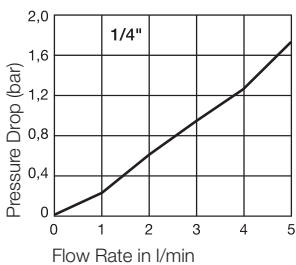
-40°C up to +110°C (NBR) depending on the medium. Special seals are available on request (see page 6).

Applications Area

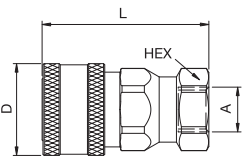


| Material Coupling | Standard |
|-------------------|-----------------|
| Coupling Body | Steel |
| Sleeve | Steel |
| Back-up Ring | PTFE |
| Valve | Steel |
| Springs | Stainless Steel |
| Locking Balls | Steel |
| Seals | NBR |
| Valve Holder | Stainless Steel |
| Material Plug | Standard |
| Plug Body | Steel |
| Valve | Steel |
| Springs | Stainless Steel |
| Seals | NBR |
| Valve Holder | Stainless Steel |

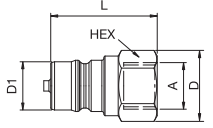
Flow Capacity with Oil with Viscosity of 43cSt at 38°C as per ISO 7241/2-2000





Couplings**6600-Series**

| | Body Size | Connection A | Hex mm | L mm | D mm | D1 mm | Weight gr. | Max. Operating Pressure | Part Number |
|---|-----------|--------------|--------|------|------|-------|------------|-------------------------|-------------|
|  <p>Female BSPP Thread</p> | 1/4" | 1/4" | 22 | 49 | 27 | | 123 | 350 bar | 6603-4-4 |
| | 3/8" | 3/8" | 27 | 56 | 31,8 | | 180 | 280 bar | 6603-6-6 |
| | 1/2" | 1/2" | 32 | 71 | 38,1 | | 309 | 280 bar | 6603-8-10 |
| | 3/4" | 3/4" | 41 | 85,5 | 47,6 | | 624 | 280 bar | 6603-12-12 |
| | 1" | 1" | 48 | 104 | 54 | | 842 | 280 bar | 6603-16-16 |

Plugs**6600-Series**

| | Body Size | Connection A | Hex mm | L mm | D mm | D1 mm | Weight gr. | Max. Operating Pressure | Part Number |
|---|-----------|--------------|--------|------|------|-------|------------|-------------------------|-------------|
|  <p>Female BSPP Thread</p> | 1/4" | 1/4" | 19 | 34,5 | 22 | 11,8 | 39 | 350 bar | 6605-4-4 |
| | 3/8" | 3/8" | 22 | 38,1 | 25,5 | 17,2 | 55 | 280 bar | 6605-6-6 |
| | 1/2" | 1/2" | 27 | 49,3 | 31 | 20,5 | 97 | 280 bar | 6605-8-10 |
| | 3/4" | 3/4" | 35 | 57,9 | 40,3 | 29 | 217 | 280 bar | 6605-12-12 |
| | 1" | 1" | 41 | 70,5 | 47,5 | 34,3 | 330 | 280 bar | 6605-16-16 |

Dust Protection**6600-Series**

| | Body Size | Version | Color | Part Number |
|---|-----------|--------------|-------|-------------|
|  | 1/4" | for coupling | Red | 6659-4PL |
| | 3/8" | for coupling | Red | 6659-6PL |
| | 1/2" | for coupling | Red | 6659-8PL |
| | 3/4" | for coupling | Red | 6659-12PL |
| | 1" | for coupling | Red | 6659-16PL |
|  | 1/4" | for plug | Red | 6657-4PL |
| | 3/8" | for plug | Red | 6657-6PL |
| | 1/2" | for plug | Red | 6657-8PL |
| | 3/4" | for plug | Red | 6657-12PL |
| | 1" | for plug | Red | 6657-16PL |