

DX Global ISO Valves

A complete range of pneumatic
ISO valves



Rust and corrosion resistant body

With the valve body in polyamide reinforced fiberglass and the casting in anodised aluminium, the Isomax range presents a comprehensive modern design to suit most industrial environments.

- ISO 15407-1 Sizes 02 & 01 and ISO 5599-1 Sizes 1, 2 & 3
- Ceramic technology for long life operation
- From vacuum up to 12 bar applications
- Internal or external pilot supply with same valves
- M12 on each coil
- Common M12

Ceramic slide valves for maximum operational life. Solenoid or air pilot actuation. Vacuum to 10 bar general applications.

- Size 01 and 02 (26 and 18 mm)
- Ceramic technology for long life operation
- From vacuum up to 10 bar applications
- Internal or external pilot supply with same valves
- Capture solenoid exhaust



Operation information

| | | |
|-----------------------|----------------|-------------|
| Working pressure : | -0,9 to 10 bar | |
| Working temperature : | -10 to +60°C | |
| | DX02 | DX01 |
| Flow (Qmax.) : | 630 l/min | 1000 l/min |
| Flow (Qn) : | 385 l/min | 585 l/min |

Ceramic technology

All ISOMAX products use high-tech ceramic switching technology :

• **Excellent reliability :**

- Long life in excess of 100 million operations*.
- Operates with lubricated or non lubricated air.
- Low sensitivity to air quality changes switching without seal.
- Stiction free.

• **High performances :**


Slide valve concept allows high flow / size ratio and short response time due to short slide stroke and low friction.



• **Switchable selector**

Valves fitted with switchable selector to give internal or external pilot supply

Ceramic plate



• **Size 02 & Size 01**

Solenoid exhaust pilot


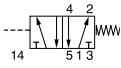
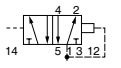
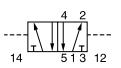
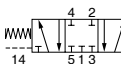
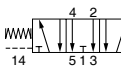
• **Stable long lasting performances**

Low friction switching : minimum wear of the valve member/seal assembly.

Isomax - ISO 15407-1 - Sizes 02 & 01


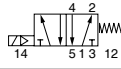
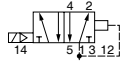
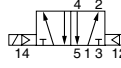
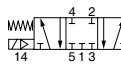
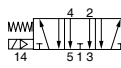
Pneumatic remote pilot operated

Without valve spool manual override

| | Symbol | Description | Size | Weight (g) | Order code |
|---|---|-------------------------------|------------|------------|--------------------|
|  |  | 5/2 Air pilot - Spring return | 02 - 18 mm | 90 | DX02-421-60 |
| | | | 01 - 26mm | 130 | DX01-421-60 |
| |  | 5/2 Air pilot - Differential | 02 - 18 mm | 90 | DX02-451-60 |
| | | | 01 - 26mm | 130 | DX01-451-60 |
| |  | 5/2 Double air pilot | 02 - 18 mm | 90 | DX02-406-60 |
| | | | 01 - 26mm | 130 | DX01-406-60 |
| |  | 5/3 Closed Centre (APB) | 02 - 18 mm | 90 | DX02-416-60 |
| | | | 01 - 26mm | 130 | DX01-416-60 |
| |  | 5/3 Vented Center | 02 - 18 mm | 90 | DX02-411-60 |
| | | | 01 - 26mm | 130 | DX01-411-60 |

Isomax - ISO 15407-1 - Sizes 02 & 01


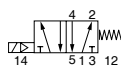
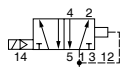
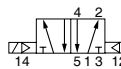
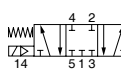
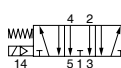
15 mm DIN C / 24 Vdc / 1,2 W solenoid valve operator

| | Symbol | Description | Size | Weight (g) | Order code |
|--|---|-------------------------------------|------------|------------|----------------------|
|  |  | 5/2 Single solenoid - Spring return | 02 - 18 mm | 130 | DX02-621-951M |
| | | | 01 - 26mm | 170 | DX01-621-951M |
| |  | 5/2 Single solenoid - Differential | 02 - 18 mm | 130 | DX02-651-951M |
| | | | 01 - 26mm | 170 | DX01-651-951M |
| |  | 5/2 Double solenoid | 02 - 18 mm | 130 | DX02-606-951M |
| | | | 01 - 26mm | 170 | DX01-606-951M |
| |  | 5/3 Closed Centre (APB) | 02 - 18 mm | 130 | DX02-616-951M |
| | | | 01 - 26mm | 170 | DX01-616-951M |
| |  | 5/3 Vented Center | 02 - 18 mm | 160 | DX02-611-951M |
| | | | 01 - 26mm | 170 | DX01-611-951M |

Solenoid connectors & cable plugs to be ordered separately. See solenoid section

Isomax - ISO 15407-1 - Sizes 02 & 01

Without 15 mm DIN C solenoid valve operator

| | Symbol | Description | Size | Weight (g) | Order code |
|---|---|-------------------------------------|------------|------------|--------------------|
|  |  | 5/2 Single solenoid - Spring return | 02 - 18 mm | 130 | DX02-621-60 |
| | | | 01 - 26mm | 170 | DX01-621-60 |
| |  | 5/2 Single solenoid - Differential | 02 - 18 mm | 130 | DX02-651-60 |
| | | | 01 - 26mm | 170 | DX01-651-60 |
| |  | 5/2 Double solenoid | 02 - 18 mm | 130 | DX02-606-60 |
| | | | 01 - 26mm | 170 | DX01-606-60 |
| |  | 5/3 Closed Centre (APB) | 02 - 18 mm | 130 | DX02-616-60 |
| | | | 01 - 26mm | 170 | DX01-616-60 |
| |  | 5/3 Vented Center | 02 - 18 mm | 160 | DX02-611-60 |
| | | | 01 - 26mm | 170 | DX01-611-60 |

15mm solenoid valve operator, solenoid connectors & cable plug to be ordered separately. See solenoid section

Ceramic slide valves for maximum operational life. Solenoid or air pilot operated with a wide choice of bases and manifolds. Vacuum to 12 bar general applications.

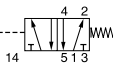
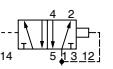
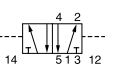
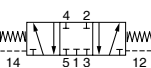
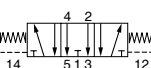
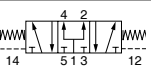
- Size 1, 2 and 3
- Ceramic technology for long life operation
- From vacuum up to 12 bar applications
- Internal or external pilot supply with same valves
- M12 on each coil
- Common M12



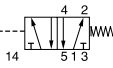
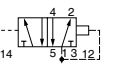
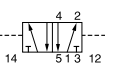
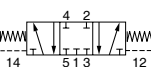
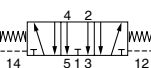
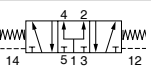
 **For ATEX specific products contact Sales Office**

**Isomax - ISO 5599-1 - Sizes 1, 2 & 3
Pneumatic remote pilot operated
With direct valve spool manual override**

| Operation information | | | |
|-----------------------|----------------------|------------|------------|
| Working pressure : | -0,9 to 12 bar | | |
| Working temperature : | -10 to +60°C | | |
| | DX1 | DX2 | DX3 |
| Flow (Qmax.) : | 1680 l/min | 3640 l/min | 6420 l/min |
| Flow (Qn.) : | 1150 l/min | 2330 l/min | 4050 l/min |
| ATEX approval: | CE Ex II 2 GD c 85°C | | |

| Symbol | Description | Size | Weight (g) | Order code |
|---|-------------------------------|-----------|------------|-------------------|
|  | 5/2 Air pilot - Spring return | 1 - 43 mm | 350 | DX1-421-70 |
| | | 2 - 56 mm | 600 | DX2-421-70 |
| | | 3 - 71 mm | 1100 | DX3-421-70 |
|  | 5/2 Air pilot - Differential | 1 - 43 mm | 350 | DX1-451-70 |
| | | 2 - 56 mm | 600 | DX2-451-70 |
| | | 3 - 71 mm | 1100 | DX3-451-70 |
|  | 5/2 Double air pilot | 1 - 43 mm | 350 | DX1-406-70 |
| | | 2 - 56 mm | 600 | DX2-406-70 |
| | | 3 - 71 mm | 1100 | DX3-406-70 |
|  | 5/3 Closed Center (APB) | 1 - 43 mm | 350 | DX1-416-70 |
| | | 2 - 56 mm | 600 | DX2-416-70 |
| | | 3 - 71 mm | 1100 | DX3-416-70 |
|  | 5/3 Vented Center | 1 - 43 mm | 350 | DX1-411-70 |
| | | 2 - 56 mm | 600 | DX2-411-70 |
| | | 3 - 71 mm | 1100 | DX3-411-70 |
|  | 5/3 Pressurised Center | 1 - 43 mm | 350 | DX1-413-70 |
| | | 2 - 56 mm | 600 | DX2-413-70 |




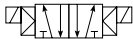


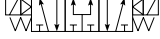
**Isomax - ISO 5599-1 - Sizes 1, 2 & 3
Pneumatic remote pilot operated
Without direct valve spool manual override**

| Symbol | Description | Size | Weight (g) | Order code |
|---|-------------------------------|-----------|------------|-------------------|
|  | 5/2 Air pilot - Spring return | 1 - 43 mm | 350 | DX1-421-60 |
| | | 2 - 56 mm | 600 | DX2-421-60 |
| | | 3 - 71 mm | 1100 | DX3-421-60 |
|  | 5/2 Air pilot - Differential | 1 - 43 mm | 350 | DX1-451-60 |
| | | 2 - 56 mm | 600 | DX2-451-60 |
| | | 3 - 71 mm | 1100 | DX3-451-60 |
|  | 5/2 Double air pilot | 1 - 43 mm | 350 | DX1-406-60 |
| | | 2 - 56 mm | 600 | DX2-406-60 |
| | | 3 - 71 mm | 1100 | DX3-406-60 |
|  | 5/3 Closed Center (APB) | 1 - 43 mm | 350 | DX1-416-60 |
| | | 2 - 56 mm | 600 | DX2-416-60 |
| | | 3 - 71 mm | 1100 | DX3-416-60 |
|  | 5/3 Vented Center | 1 - 43 mm | 350 | DX1-411-60 |
| | | 2 - 56 mm | 600 | DX2-411-60 |
| | | 3 - 71 mm | 1100 | DX3-411-60 |
|  | 5/3 Pressurised Center | 1 - 43 mm | 350 | DX1-413-60 |
| | | 2 - 56 mm | 600 | DX2-413-60 |

Isomax - ISO 5599-1 - Sizes 1, 2 & 3

CNOMO operator with 30 x 30 DIN Form A / 24 Vdc / 2,7 W solenoid

With non locking manual override on solenoid valve operator - Without direct valve spool manual override





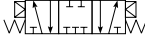
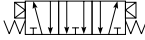
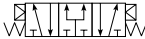
| Symbol | Description | Size | Weight (g) | Order code | |
|--|---|-------------------------------------|---------------------|---------------------|---------------------|
|  |  | 5/2 Single solenoid - Spring return | 1 - 43 mm | 500 | DX1-621-BL49 |
| | | 2 - 56 mm | 750 | DX2-621-BL49 | |
| | | 3 - 71 mm | 1250 | DX3-621-BL49 | |
| |  | 5/2 Single solenoid - Differential | 1 - 43 mm | 500 | DX1-651-BL49 |
| | | 2 - 56 mm | 750 | DX2-651-BL49 | |
| | | 3 - 71 mm | 1250 | DX3-651-BL49 | |
| |  | 5/2 Double solenoid | 1 - 43 mm | 650 | DX1-606-BL49 |
| | | 2 - 56 mm | 900 | DX2-606-BL49 | |
| | | 3 - 71 mm | 1400 | DX3-606-BL49 | |
|  | 5/3 Closed Center (APB) | 1 - 43 mm | 560 | DX1-616-BL49 | |
| | 2 - 56 mm | 900 | DX2-616-BL49 | | |
| | 3 - 71 mm | 1400 | DX3-616-BL49 | | |
|  | 5/3 Vented Center | 1 - 43 mm | 650 | DX1-611-BL49 | |
| | 2 - 56 mm | 900 | DX2-611-BL49 | | |
| | 3 - 71 mm | 1400 | DX3-611-BL49 | | |
|  | 5/3 Pressurised Center | 1 - 43 mm | 650 | DX1-613-BL49 | |
| | 2 - 56 mm | 900 | DX2-613-BL49 | | |

Solenoid connectors & cable plug to be ordered separately. See solenoid section

Isomax - ISO 5599-1 - Sizes 1, 2 & 3

CNOMO operator without coil

With non locking manual override on solenoid valve operator - Without direct valve spool manual override





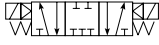
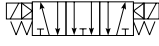
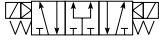
| Symbol | Description | Size | Weight (g) | Order code | |
|---|---|-------------------------------------|-------------------|-------------------|-------------------|
|  |  | 5/2 Single solenoid - Spring return | 1 - 43 mm | 400 | DX1-621-BN |
| | | 2 - 56 mm | 650 | DX2-621-BN | |
| | | 3 - 71 mm | 1150 | DX3-621-BN | |
| |  | 5/2 Single solenoid - Differential | 1 - 43 mm | 400 | DX1-651-BN |
| | | 2 - 56 mm | 650 | DX2-651-BN | |
| | | 3 - 71 mm | 1150 | DX3-651-BN | |
| |  | 5/2 Double solenoid | 1 - 43 mm | 550 | DX1-606-BN |
| | | 2 - 56 mm | 800 | DX2-606-BN | |
| | | 3 - 71 mm | 1300 | DX3-606-BN | |
|  | 5/3 Closed Center (APB) | 1 - 43 mm | 550 | DX1-616-BN | |
| | 2 - 56 mm | 800 | DX2-616-BN | | |
| | 3 - 71 mm | 1300 | DX3-616-BN | | |
|  | 5/3 Vented Center | 1 - 43 mm | 550 | DX1-611-BN | |
| | 2 - 56 mm | 800 | DX2-611-BN | | |
| | 3 - 71 mm | 1300 | DX3-611-BN | | |
|  | 5/3 Pressurised Center | 1 - 43 mm | 550 | DX1-613-BN | |
| | 2 - 56 mm | 800 | DX2-613-BN | | |

30 x 30 DIN Form A or 22 x 30 DIN Form B coil & coil connectors to be ordered separately. See solenoid section

Isomax - ISO 5599-1 - Sizes 1, 2 & 3

Valve alone without operator





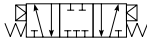

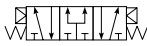
With direct valve spool manual override

| Symbol | Description | Size | Weight (g) | Order code | |
|--|---|-------------------------------|-------------------|-------------------|-------------------|
|  |  | 5/2 Air pilot - Spring return | 1 - 43 mm | 350 | DX1-621-70 |
| | | 2 - 56 mm | 600 | DX2-621-70 | |
| | | 3 - 71 mm | 1100 | DX3-621-70 | |
| |  | 5/2 Air pilot - Differential | 1 - 43 mm | 350 | DX1-651-70 |
| | | 2 - 56 mm | 600 | DX2-651-70 | |
| | | 3 - 71 mm | 1100 | DX3-651-70 | |
| |  | 5/2 Double air pilot | 1 - 43 mm | 350 | DX1-606-70 |
| | | 2 - 56 mm | 600 | DX2-606-70 | |
| | | 3 - 71 mm | 1100 | DX3-606-70 | |
|  | 5/3 Closed Center (APB) | 1 - 43 mm | 350 | DX1-616-70 | |
| | 2 - 56 mm | 600 | DX2-616-70 | | |
| | 3 - 71 mm | 1100 | DX3-616-70 | | |
|  | 5/3 Vented Center | 1 - 43 mm | 350 | DX1-611-70 | |
| | 2 - 56 mm | 600 | DX2-611-70 | | |
| | 3 - 71 mm | 1100 | DX3-611-70 | | |
|  | 5/3 Pressurised Center | 1 - 43 mm | 350 | DX1-613-70 | |
| | | 2 - 56 mm | 600 | DX2-613-70 | |

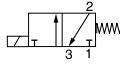






Isomax - ISO 5599-1 - Sizes 1, 2 & 3

Valve alone without operator

Without direct valve spool manual override

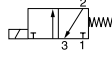

| Symbol | Description | Size | Weight (g) | Order code | |
|---|---|-------------------------------|-------------------|-------------------|-------------------|
|  |  | 5/2 Air pilot - Spring return | 1 - 43 mm | 350 | DX1-621-60 |
| | | 2 - 56 mm | 600 | DX2-621-60 | |
| | | 3 - 71 mm | 1100 | DX3-621-60 | |
| |  | 5/2 Air pilot - Differential | 1 - 43 mm | 350 | DX1-621-60 |
| | | 2 - 56 mm | 600 | DX2-621-60 | |
| | | 3 - 71 mm | 1100 | DX3-621-60 | |
| |  | 5/2 Double air pilot | 1 - 43 mm | 350 | DX1-606-60 |
| | | 2 - 56 mm | 600 | DX2-606-60 | |
| | | 3 - 71 mm | 1100 | DX3-606-60 | |
|  | 5/3 Closed Center (APB) | 1 - 43 mm | 350 | DX1-616-60 | |
| | 2 - 56 mm | 600 | DX2-616-60 | | |
| | 3 - 71 mm | 1100 | DX3-616-60 | | |
|  | 5/3 Vented Center | 1 - 43 mm | 350 | DX1-611-60 | |
| | 2 - 56 mm | 600 | DX2-611-60 | | |
| | 3 - 71 mm | 1100 | DX3-611-60 | | |
|  | 5/3 Pressurised Center | 1 - 43 mm | 350 | DX1-613-60 | |
| | | 2 - 56 mm | 600 | DX2-613-60 | |

15 mm DIN Form C (8mm spacing) pilot solenoid valve - Standard version

| | Manual Overrides | | Flush (Not Extended) | | Extended | | |
|--|-------------------------|------------|--|--------------------------|----------------------------|--------------------------|------------|
| | Without Manual Override | Order code | Blue Override, non locking | Yellow Override, Locking | Blue Override, non locking | Yellow Override, Locking | |
|  Pins/Air Opposite (Pins UP) | Voltage | W (g) | Order code | Order code | Order code | Order code | |
| | 12 Vdc | 38 |  P2E-KV32B0 | P2E-KV32B1 | P2E-KV32B2 | P2E-KV32B3 | P2E-KV32B4 |
| | 24 Vdc | 38 |  P2E-KV32C0 | P2E-KV32C1 | P2E-KV32C2 | P2E-KV32C3 | P2E-KV32C4 |
| | 48 Vdc | 38 |  P2E-KV32D0 | P2E-KV32D1 | P2E-KV32D2 | P2E-KV32D3 | P2E-KV32D4 |
| | 24 Vac 50Hz | 38 |  P2E-KV31C0 | P2E-KV31C1 | P2E-KV31C2 | P2E-KV31C3 | P2E-KV31C4 |
| | 48 Vac 50/60Hz | 38 |  P2E-KV34D0 | P2E-KV34D1 | P2E-KV34D2 | P2E-KV34D3 | P2E-KV34D4 |
| | 115 Vac 50Hz | 38 |  P2E-KV31F0 | P2E-KV31F1 | P2E-KV31F2 | P2E-KV31F3 | P2E-KV31F4 |
| | 120 Vac 60 Hz | | | | | | |
| | 230 Vac 50Hz | | | | | | |
| | 240 Vac 60 Hz | | | | | | |

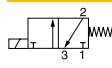






Mounting screws included with the DX valve body

15mm DIN Form C (8mm spacing) pilot solenoid valve - Mobile version

| | Voltage | W (g) | Without Manual Override | Not Extended Blue Override non locking flush |
|---|----------|-------|-------------------------|--|
| | | | Order code | Order code |
|   | 12 Vdc | 38 | P2E-MV35B0 | P2E-MV35B1 |
| | 24 Vdc | 38 | P2E-MV35C0 | P2E-MV35C1 |
| | 37,5 Vdc | 38 | P2E-MV35W0 | P2E-MV35W1 |
| | 48 Vdc | 38 | P2E-MV35D0 | P2E-MV35D1 |
| | 72 Vdc | 38 | P2E-MV35T0 | P2E-MV35T1 |
| | 78 Vdc | 38 | P2E-MV35Y0 | P2E-MV35Y1 |
| | 96 Vdc | 38 | P2E-MV35V0 | P2E-MV35V1 |
| | 110 Vdc | 38 | P2E-MV35E0 | P2E-MV35E1 |



Mounting screws included with the DX valve body

15mm DIN Form C (8mm spacing) pilot solenoid valve - Food Industry version

| | Voltage | W (g) | Without Manual Override | Not Extended | | Extended | |
|--|---------------------------|-------|--|---------------------------------|-------------------------------|---------------------------------|-------------------------------|
| | | | Order code | Blue Override non locking flush | Yellow Override Locking flush | Blue Override non locking flush | Yellow Override Locking flush |
|   | 24 Vdc | 38 |  P2E-QV32C0 | P2E-QV32C1 | P2E-QV32C2 | P2E-QV32C3 | P2E-QV32C4 |
| | 48 Vdc | 38 |  P2E-QV32D0 | P2E-QV32D1 | P2E-QV32D2 | | |
| | 24 Vac 50 Hz | 38 |  P2E-QV31C0 | P2E-QV31C1 | P2E-QV31C2 | P2E-QV31C3 | P2E-QV31C4 |
| | 48 Vac 50/60Hz | 38 |  P2E-QV34D0 | P2E-QV34D1 | P2E-QV34D2 | | |
| | 115 Vac 50Hz/120 Vac 60Hz | 38 |  P2E-QV31F0 | P2E-QV31F1 | P2E-QV31F2 | P2E-QV31F3 | P2E-QV31F4 |
| | 230 Vac 50Hz | 38 | P2E-QV31J0 | P2E-QV31J1 | P2E-QV31J2 | P2E-QV31J3 | P2E-QV31J4 |
| | 240 Vac 60Hz/ | | | | | | |




Mounting screws included with the DX valve body

Solenoid Connectors 15 mm DIN Form C / ISO15217


| Description | Characteristic | Visualisation | Cable length | W (g) | Order code | |
|---|----------------|---------------|----------------|------------------|------------------|-----------------|
|  With large headed screw suitable for mounting in inaccessible or recess position | Standard IP65 | No LED | No cable | 20 | P8C-C | |
| | | 24 Vdc LED | No cable | 20 | P8C-C26C | |
| | | 110 Vac LED | No cable | 20 | P8C-C21E | |
|  With standard screw | Standard IP65 | No LED | No cable | 15 | P8C-D | |
| | | | 2 meters | 115 | P8L-C2 | |
| | | | 5 meters | 240 | P8L-C5 | |
| | | | 24 Vdc/Vac LED | No cable | 15 | P8C-D26C |
| | | | 2 meters | 170 | P8L-C226C | |
| | | 5 meters | 240 | P8L-C526C | | |
| | | 10 meters | 440 | P8L-CA26C | | |
| | | 110 Vac LED | No cable | 115 | P8C-D21E | |
| | | | 2 meters | 115 | P8L-C221E | |
| | | | 5 meters | 230 | P8L-C521E | |

In accordance with the EU Machine Directive, EN 983, solenoid valves with manual override should have spring-return operating arms for safety.


3/2 N.C. CNOMO Operator - Without Coil

| Description | Manual override | W (g) | Order code |
|---|--------------------|-------|------------------|
|  Solenoid operator for 30 x 30 DIN Form A Coil Dedicated to Low Power 2,5W / 3VA Coil | No manual override | 65 | P2FP23N4A |
| | Pulse non locking | 65 | P2FP23N4B |
| | Locking | 65 | P2FP23N4C |
|  Solenoid operator for 30 x 30 DIN Form A Coil Dedicated to High Power 4,5W / 5VA Coil | No manual override | 65 | EV3000100 |
| | Pulse non locking | 65 | EV3001100 |
| | Locking | 65 | EV3003100 |
|  Solenoid operator for 22 x 30 DIN Form B Coil Dedicated to Low Power 2,5W / 4,5VA Coil | No manual override | 65 | 1EV0*310 |
| | Pulse non locking | 65 | 1EV1*310 |
| | Locking | 65 | 1EV3*310 |



30 x 30 DIN Form A and 22 x 30 DIN Form B Coils for CNOMO Operator

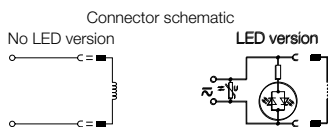
| Voltage | W (g) | 30 x 30 DIN Form A | | 22 x 30 DIN Form B | | |
|---|-------------------------------|--|---|--|------------|-----------------|
| | | Low Power (to be used with P2FP23N4x) Order code | High Power (to be used with EV300x100) Order code | Low Power (to be used with 1EVx*310) W (g) | Order code | |
|  | 12 Vdc | 105 | P2FCA445 | P2FCA545 | 93 | P2FCB345 |
| | 24 Vdc | 105 | P2FCA449 | P2FCA549 | 93 | P2FCB349 |
| | 48 Vdc | 105 | P2FCA451 | P2FCA551 | 93 | P2FCB351 |
| | 12 Vac 50/60 Hz | 105 | P2FCA440 | P2FCA540 | 93 | P2FCB340 |
| | 24 Vac 50/60 Hz | 105 | P2FCA445 | P2FCA545 | 93 | P2FCB345 |
| | 48 Vac 50/60 Hz | 105 | P2FCA449 | P2FCA549 | 93 | P2FCB349 |
| | 110 Vac 50 Hz / 120 Vac 60 Hz | 105 | P2FCA453 | P2FCA553 | 93 | P2FCB353 |
| | 230 Vac 50 Hz / 240 Vac 60 Hz | 105 | P2FCA457 | P2FCA557 | 93 | P2FCB357 |

Spare Solenoid Nuts


| Description | Usage | W (g) | Order code | |
|---|----------------------|--------------------------------------|------------|---------------|
|  | Plastic knurled nut | For valve requiring Captured exhaust | 5 | P2FNPA |
| | Diffuser plastic nut | For valve requiring Vented exhaust | 5 | P2FNDA |

30 x 30 DIN Form A and 22 x 30 DIN Form B Solenoid Connectors

| Description | Characteristic | Visualisation | Cable length | W (g) | Order code |
|--|----------------|----------------|------------------------|-------|------------------------|
|  30 x 30 DIN Form A connector With standard screw | Standard IP65 | No LED | No cable | 15 | 3EV290V10 |
| | | 24 Vdc/Vac LED | No cable | 30 | 3EV290V20-24 |
| | | | 5 meters | 355 | 3EV290V20-24L5 |
| | | 110 Vac LED | No cable | 30 | 3EV290V20-110 |
| | | | 5 meters | 470 | 3EV290V20-110L5 |
| | | 230 Vac LED | No cable | 30 | 3EV290V20-230 |
| 5 meters | 350 | | 3EV290V20-230L5 | | |
|  22 x 30 DIN Form B connector With standard screw | Standard IP65 | No LED | No cable | 15 | 3EV10V10 |
| | | 24 Vdc/Vac LED | No cable | 20 | 3EV10V20-24 |
| | | | 5 meters | 350 | 3EV10V20-24L5 |
| | | 110 Vac LED | No cable | 25 | 3EV10V20-110 |
| | | | 5 meters | 355 | 3EV10V20-110L5 |
| | | 230 Vac LED | No cable | 25 | 3EV10V20-230 |
| 5 meters | 360 | | 3EV10V20-230L5 | | |



M12 Adaptor for 30 x 30 DIN Form A Coil

| Description | Characteristics | Visualisation | Cable | W (g) | Order code |
|---|-----------------|---------------|-----------------------------|-----------------|------------------|
|  M12 Connector for one coil | 24 V AC/DC - 4A | LED | No cable | 30 | P8C-A626C |
| | | | M12 Connector for two coils | 24 V AC/DC - 4A | LED |

Note: Solenoid pilot operators are fitted to the ISO valve range.
 Order the above part numbers for spares.
 The operators are supplied with mounting screws and interface 'O' rings.
Coils and connectors must be ordered separately.